

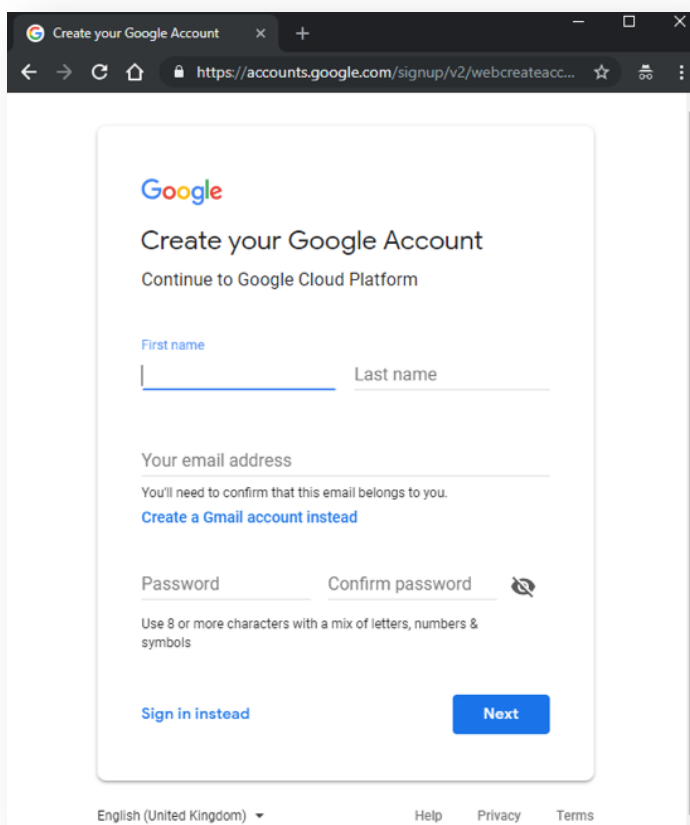
GOOGLE MAP API KEY CREATION

For interactive maps to work on your school website, we require a Google Map API Key. This key allows website traffic to communicate with Google and display map content. Google uses this key to analyse the number of requests received and charge when requests are over a set amount each month.

More information regarding Google's pricing for maps, routes and places can be found on the following link: <https://cloud.google.com/maps-platform/pricing/sheet/>

1. SIGN-UP


If your school does not already have one, [sign up for a Google account](#).



Browser: Create your Google Account x +
URL: https://accounts.google.com/signup/v2/webcreateacc...
Google logo
Create your Google Account
Continue to Google Cloud Platform

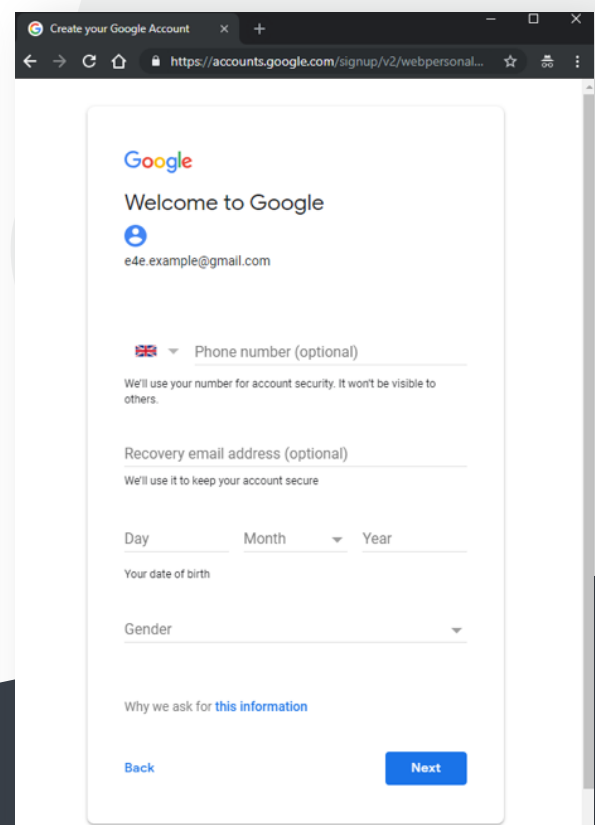
First name Last name

Your email address
You'll need to confirm that this email belongs to you.
[Create a Gmail account instead](#)


Password Confirm password 
Use 8 or more characters with a mix of letters, numbers & symbols

[Sign in instead](#)

English (United Kingdom) Help Privacy Terms



Browser: Create your Google Account x +
URL: https://accounts.google.com/signup/v2/webpersonal...
Google logo
Welcome to Google
e4e.example@gmail.com

 Phone number (optional)
We'll use your number for account security. It won't be visible to others.

Recovery email address (optional)
We'll use it to keep your account secure

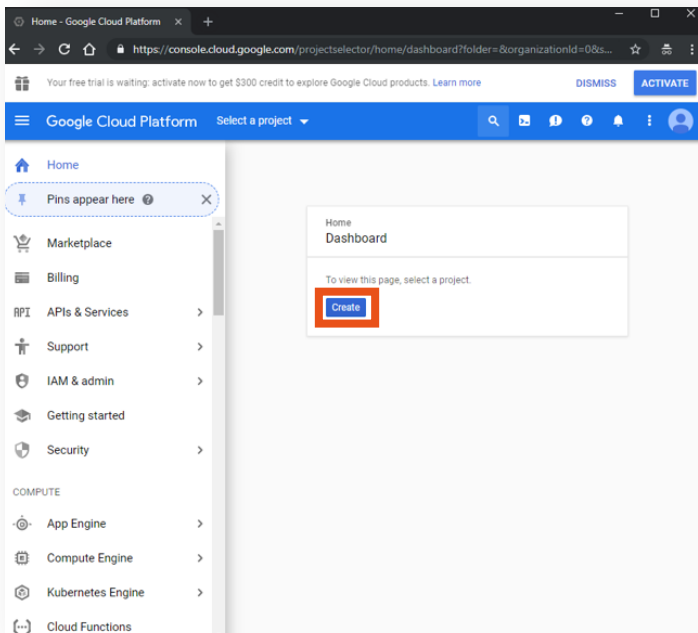
Day Month Year
Your date of birth

Gender

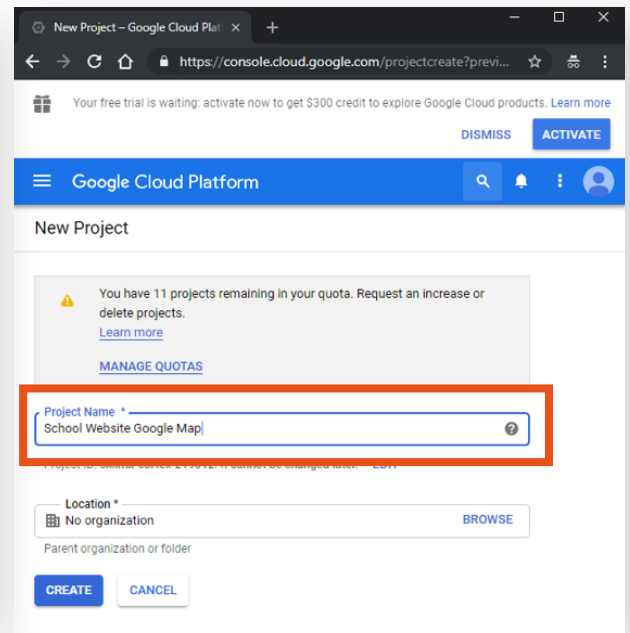
Why we ask for [this information](#)

2. GOOGLE CLOUD PLATFORM CONSOLE

Navigate to the [Google Cloud Platform Console](#).



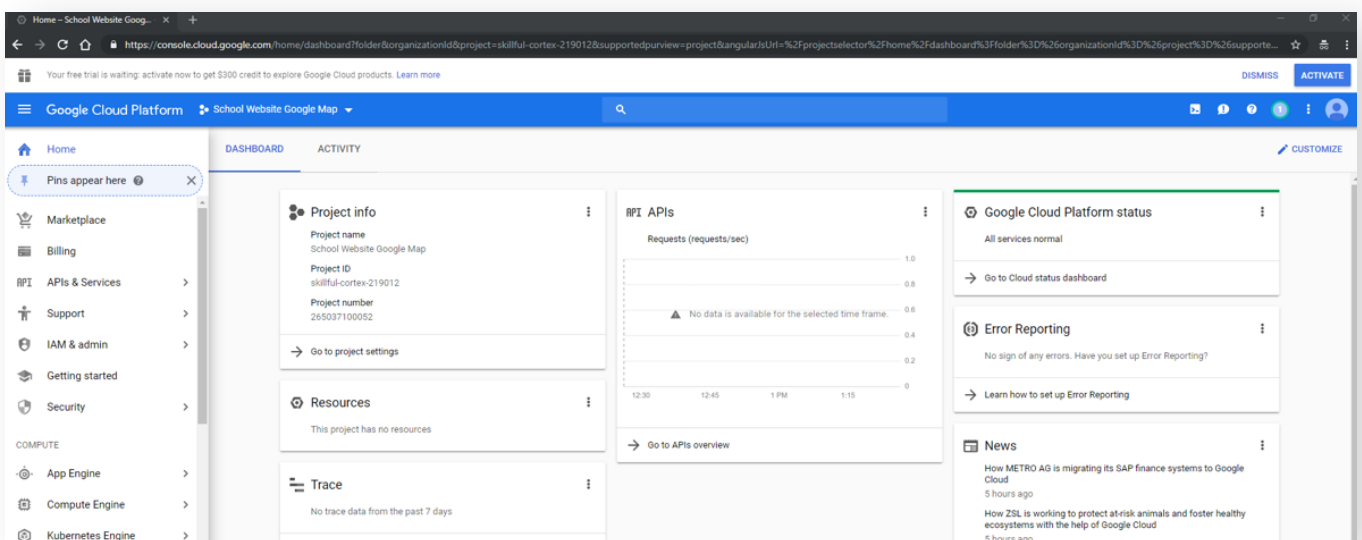
2.1. Click the **Create** button from the Home tab.



2.2. Type a project name, i.e. “School Website Google Map” and click **Create**.

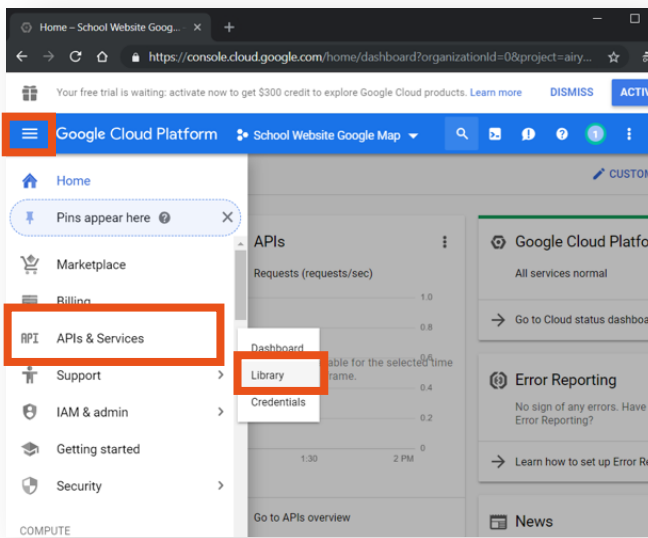
3. GOOGLE CLOUD PLATFORM DASHBOARD

Once your new project is created, a dashboard is populated with statistic and guidance cards. Cards can be removed or organised by clicking the cards vertical ellipses or dragging and dropping to reorder.

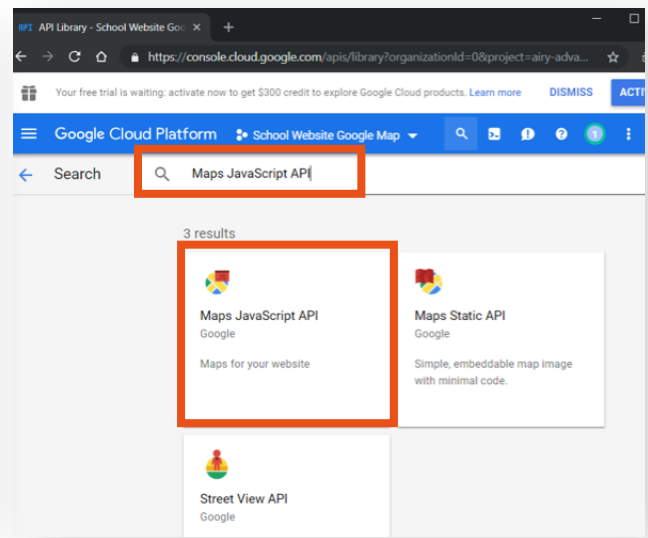


4. ENABLE THE MAPS LIBRARY

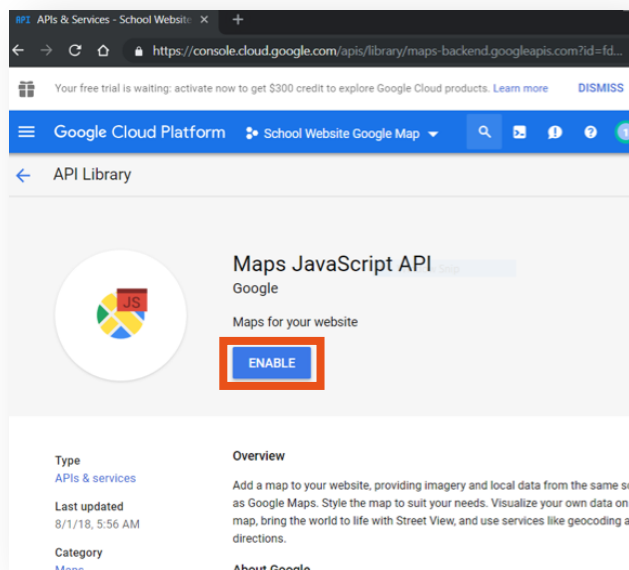
Enable Maps JavaScript API to allow the schools website to access Google maps functionality.



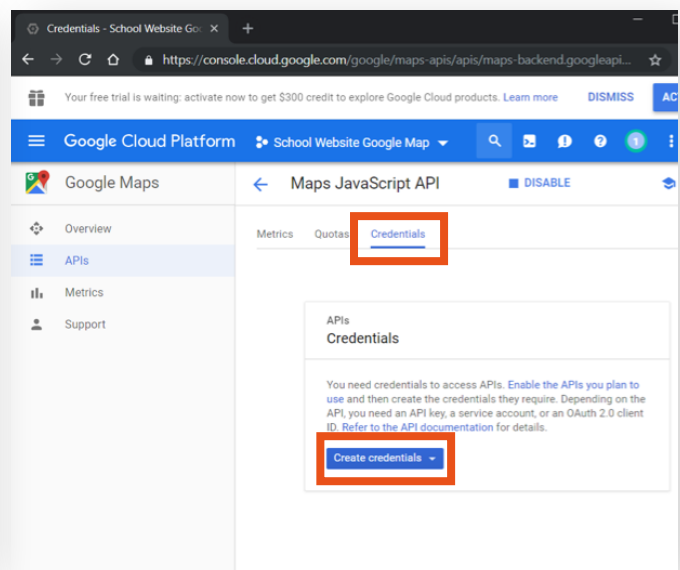
4.1. Click the hamburger icon to display menu items. Hover over **APIs & Services**, in the pop-out menu click **Library**.



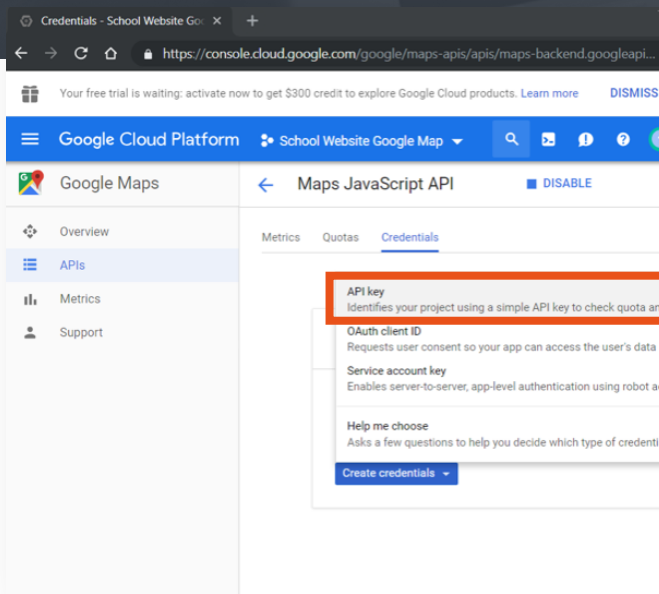
4.2. Type **Maps JavaScript API** in to the Library search box. Click the Maps JavaScript API tile.



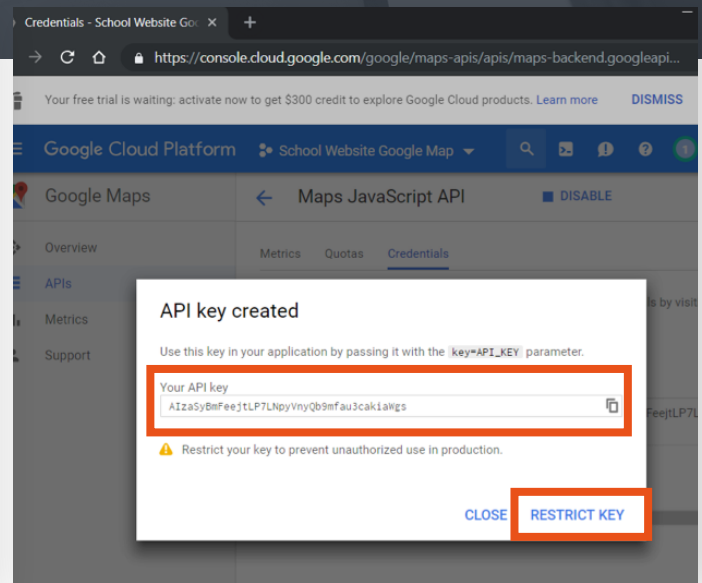
4.3. Click the **Enable** button. Functionality may take a few moments to activate.



4.4. On the Maps JavaScript API page, click **Credentials**, followed by **Create credentials**.

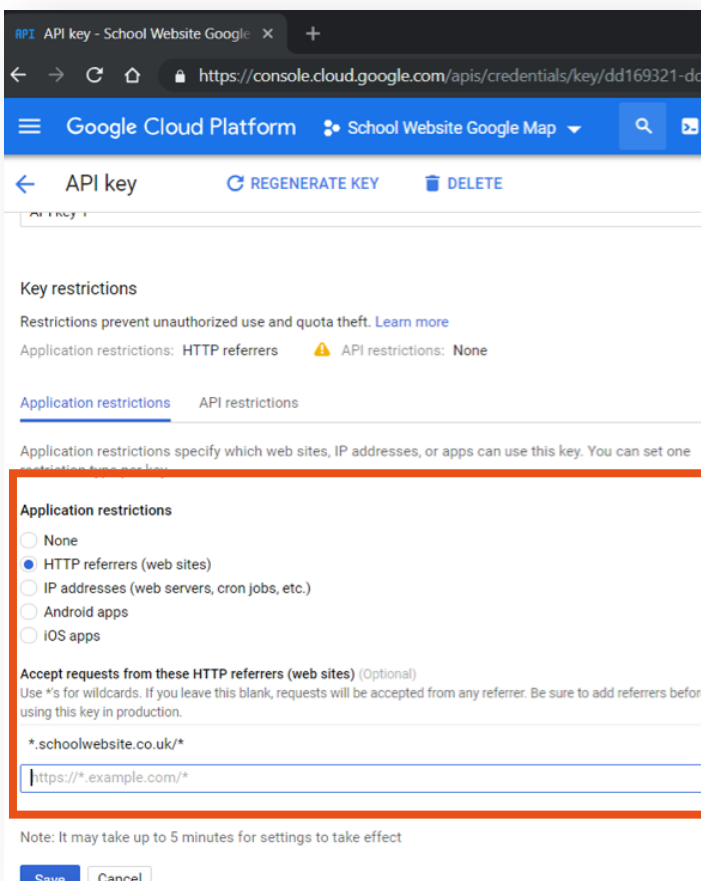


4.5. On the popup menu, click **API key**.



4.6. You are presented with characters and numbers, this is your **API key**. **Email this key to your Production Co-Ordinator**, who will forward on to your website developer.

Click **Restrict Key**, to ensure this key is locked down to your school's website.



4.7. Within the API keys settings page, scroll down towards the **Application restrictions** section.

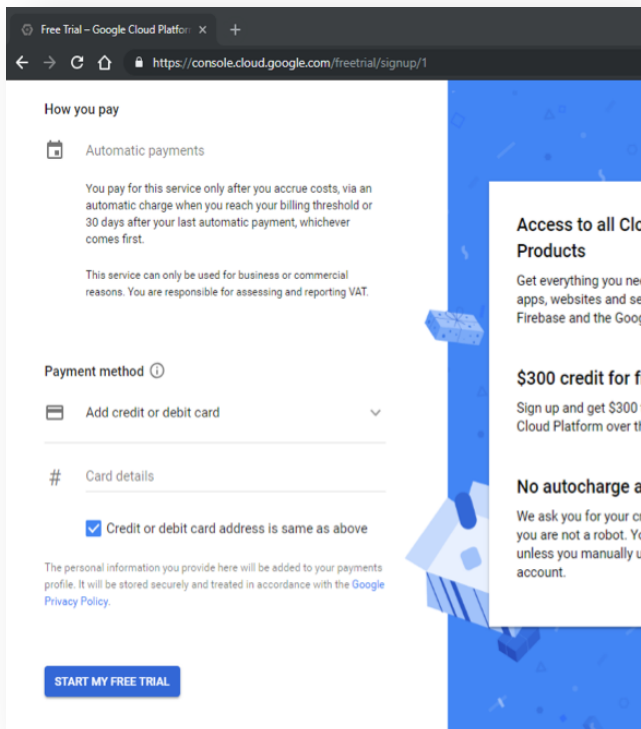
Select **HTTP referrers (web sites)** radio button.

A textbox will appear, type the schools name in the following format: ***schoolwebsite.co.uk/***

“schoolwebsite.co.uk” should be your schools actual website address. Ensure that asterisks, fullstops and forwardslash appear as displayed in the above example. Once complete, press return on your keyboard. Do the same for ***devwebsite.co.uk/***

If your school has multiple domains, you should complete this process for all domains and press **Save**.

5. ACTIVATE FREE TRIAL BY CREATING A BILLING ACCOUNT



Free Trial - Google Cloud Platform x +
https://console.cloud.google.com/freetrial/signup/1

How you pay

Automatic payments

You pay for this service only after you accrue costs, via an automatic charge when you reach your billing threshold or 30 days after your last automatic payment, whichever comes first.

This service can only be used for business or commercial reasons. You are responsible for assessing and reporting VAT.

Payment method

Add credit or debit card

Card details

Credit or debit card address is same as above

The personal information you provide here will be added to your payments profile. It will be stored securely and treated in accordance with the [Google Privacy Policy](#).

START MY FREE TRIAL

Access to all Cloud Products

Get everything you need to run your apps, websites and services, including Firebase and the Google Maps API.

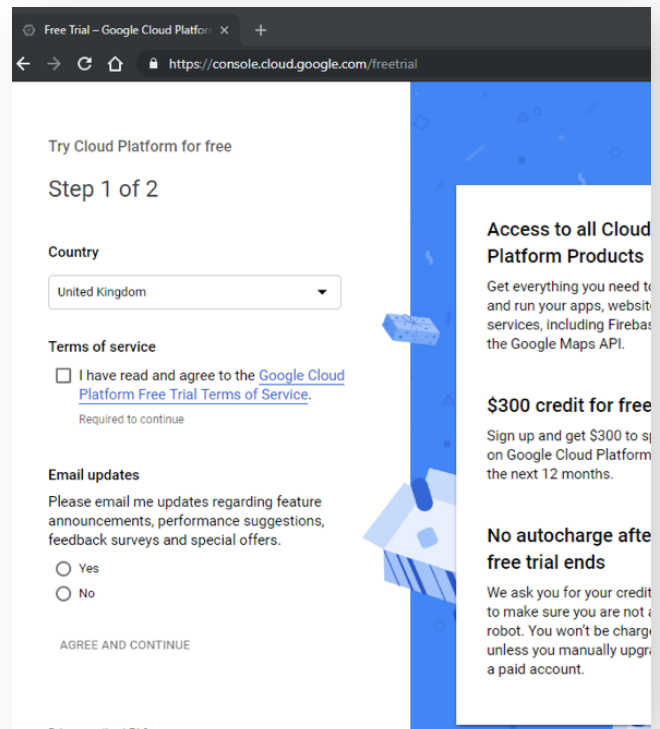
\$300 credit for free trial

Sign up and get \$300 to spend on Google Cloud Platform over the next 12 months.

No autocharge after free trial ends

We ask you for your credit card details to make sure you are not a robot. You won't be charged unless you manually upgrade to a paid account.

5.1. Click the hamburger icon to display menu items. Click **Billing**, followed by **Create billing account**.



Free Trial - Google Cloud Platform x +
https://console.cloud.google.com/freetrial

Try Cloud Platform for free

Step 1 of 2

Country

United Kingdom

Terms of service

I have read and agree to the [Google Cloud Platform Free Trial Terms of Service](#).

Required to continue

Email updates

Please email me updates regarding feature announcements, performance suggestions, feedback surveys and special offers.

Yes
 No

AGREE AND CONTINUE

Access to all Cloud Platform Products

Get everything you need to run your apps, websites and services, including Firebase and the Google Maps API.

\$300 credit for free trial

Sign up and get \$300 to spend on Google Cloud Platform over the next 12 months.

No autocharge after free trial ends

We ask you for your credit card details to make sure you are not a robot. You won't be charged unless you manually upgrade to a paid account.

5.2. Complete the form and submit payment details. Once complete, click **Start My Free Trial**. Google provide \$200 free monthly usage for Maps, Routes and Places every month. Google's pricing page states that for most users, \$200 monthly credit is enough to support their needs.

For more information on Google Cloud Billing, see [Google's billing YouTube video](#).

FOR MORE INFORMATION
GET IN TOUCH

t: 03453 191 039

e: hello@e4education.co.uk

www.e4education.co.uk