

PERFORMING ARTS - MUSIC

YEAR 7 Independent Learning Booklet 2021-2022



Norwood School Music Department - Year 7 Independent learning booklet



YEAR 7	Assessment Cycle 1.1	Assessment Cycle 1.2	Assessment Cycle 2.1	Assessment Cycle 2.2	Assessment Cycle 3.1	Assessment Cycle 3.2
	Basic Vocal and Rhythmic Skills	Musical Futures 'Finding Your Voice'	Exploring Ensembles	Rhythms of the world	Notation and keyboard basics	Musical Futures : Solo Instrument

Content

Key words for describing Music	Definition	How you describe it
Texture	How many layers of sound can you hear?	Thin or thick
Rhythm	How sounds and silences are organised	Straight or Swung
Articulation	How long or short an individual note is	Staccato or legato
Devices		
Expression		
Dynamics	How loud or soft a piece of music is	Loud or soft or Forte or Piano
Tempo	The speed of a piece of music	Slow or fast
Instrument	The apparatus used by musicians to create instruments	Strings, Woodwind, Brass, Guitars, Drums, Vocals
Pitch	How high or low a note is	High or low
Structure	How is the music organised	Verse / Chorus

Listen to 'O Fortuna' by Carl Orff (Search for it on Youtube or Spotify) - fill out the grid below

Texture		
Rhythm		
Articulation		
Devices		
Expression		
Dynamics		
Tempo		
Instrument		
Pitch		
Structure		

Listen to 'The Lark Ascending' by Vaughan Williams (Search for it on Youtube or Spotify) - fill out the grid below

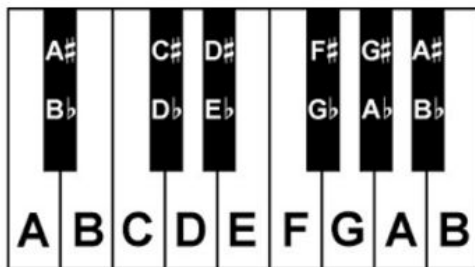

Texture		
Rhythm		
Articulation		
Devices		
Expression		
Dynamics		
Tempo		
Instrument		
Pitch		
Structure		

Skills

In the following pages there are some songs that you will know that are good for people starting instruments - they start easy and get progressively harder - if you're not sure how they should sound look them up on Youtube or spotify and have a listen.

1. Pick a song you like - this is very important to keep you motivated
2. Choose it on an instrument that you are excited about learning - these songs are appropriate for absolute beginners.
3. Practise it on your own or with a friend - music is often most fun when it is social - if you need help to get started come and see Mr Townsend or Mr Wolstenholme for help
4. Come and book a practise room at lunch time
5. Come and play it for Mr Townsend or Mr Wolstenholme in Music at KUG club on a Wednesday

You will find these helpful as a reference - make sure you know them before your listening assessments at the end of each term.













Semi-Breve

Minim

Crotchet

Quaver

Semi-Quaver

		4
		2
		1
		$\frac{1}{2}$
		$\frac{1}{4}$


The White Stripes - Seven Nation Army

Bass Line (Keyboard or other instruments)

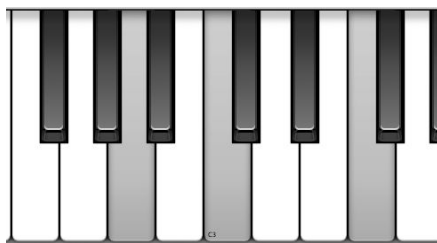
1 2 3 4

A A C A G F E A A C A G F G F E


Keyboard Chords




A - C - E



A - C - F



A - C - E

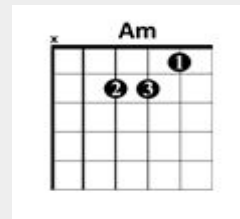
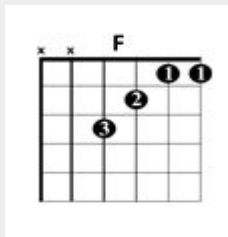
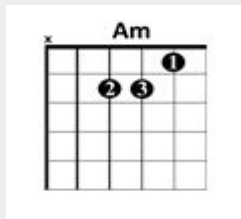


The White Stripes - Seven Nation Army

Guitar or Bass - Lowest String (Bottom E)

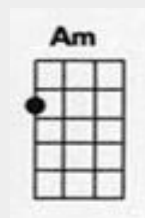
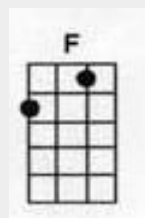
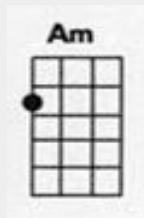
E-----5---5---8---5---3---1---0-----5---5---8---5---3---1--3--1--0

Guitar Chords - Strum these shapes




Uke Chords

Strum these shapes



Ed Sheeran - Shape of you

Ostinato (Piano or other instruments)



Ostinato

(Piano or
other
instruments)

A C A A C A A C A B A G


Bass line

A A A D D D F F F G G G

Piano
Chords



A - C - E



D - F - A



F - A - C



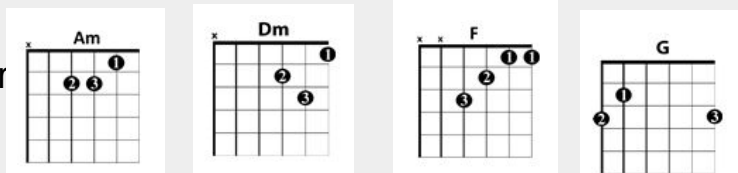
G - B - D

Ed Sheeran - Shape of you

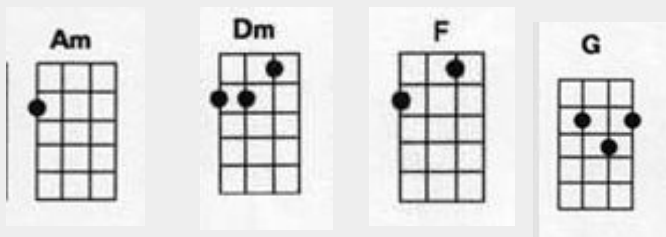
Guitar or Bass - Bass line (two lowest strings)

A-----5-----5-----5-----
 E-----5-----5-----5-----1-----1-----1-----3-----3-----3-----

Guitar Chor




Uke Chords



Guitar Riff

E-----5-----8-----5-----5-----8-----5-----5-----8-----5-----7-----5-----3-----

Ceelo Green - Forget you




G A C

G A D

D E F

F G C



C - E - G

C Major




D - F# - A

D Major



F - A - C

F Major



C - E - G

C Major

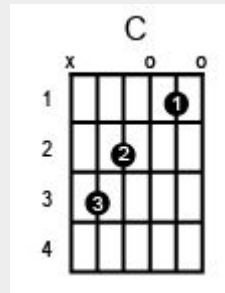
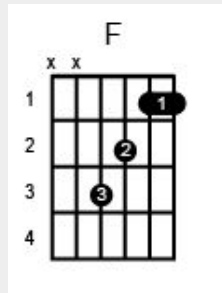
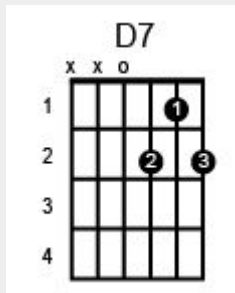
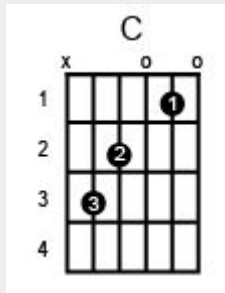


Ceelo Green - Forget you

Guitar or Bass - Bass line (two lowest strings)

D-----2---3---3---5-----
A-----3-----5---5-----3-----
E---3---5-----3---5-----

Guitar Chords



Uke chords

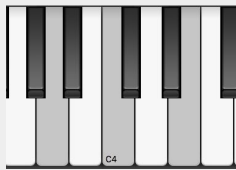


Sam Smith - Stay with me

5 9

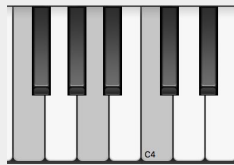
C E A G E C D E C C C E A B A G E

C D E C C




A C E

A Minor



F A C

F Major



C E G

C Major

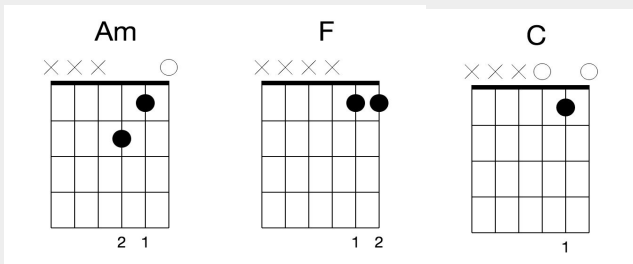
Sam Smith - Stay with me

Guitar tab

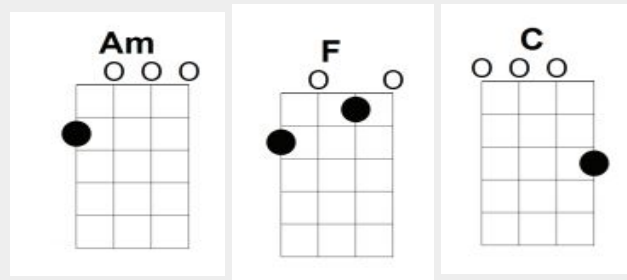
Top two strings

E-----0-----5-----3--0-----0-----0-----5---7---5--3--0-----0-----
B--1-----1-----3---1--1-----1-----1-----3---1--1--

Guitar Chords

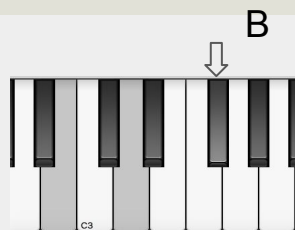


Uke Chords



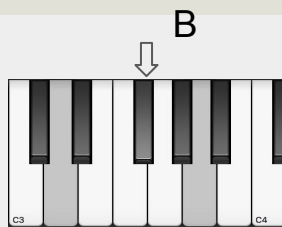
Get Lucky - Daft Punk

DD DD DD E DD DD DD E C# C# C# C# C# C# E



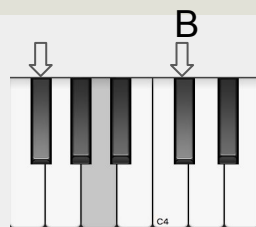
B D F#

B minor



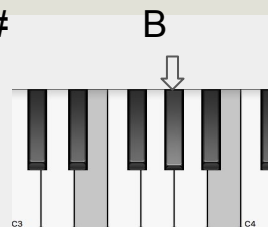
D F# A

D Major



F# A C#

F# Minor



E G# B

E major

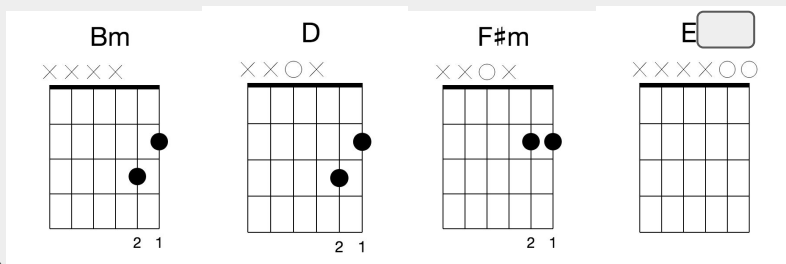
Get Lucky - Daft Punk

Bass line

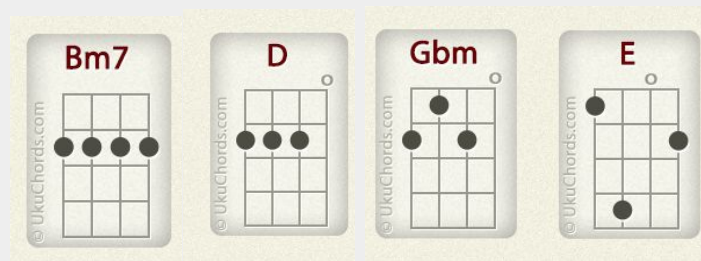
Bottom Two strings

A-----2-2-2-2-4-5--5--5--5-----
E-----2-2-2-2--0-0-0-0--

Guitar Chords



Uke Chords



Feedback

Focussed attempt at a simple piece	Correct notes	Some Fluency	Good instrumental technique	With Partner / Ensemble (in time)	Challenging piece	Creative arrangement	Lead a group / Very Challenging Piece	Highly Musical Outcome	Performing Process Grade /9	
<input type="checkbox"/>	<input type="checkbox"/>	<input type="checkbox"/>	<input type="checkbox"/>	<input type="checkbox"/>	<input type="checkbox"/>	<input type="checkbox"/>	<input type="checkbox"/>	<input type="checkbox"/>	0	

This is the criteria that we use for our practical assessments - how many ticks out of 9 did you get in your last assessment? Could you mark yourself out of 9 for a piece that you learnt from this booklet?

What went particularly well in your last assessment?

.....

.....

.....

What would you improve for next time? Use the criteria above to help you

.....

.....

.....

Instruments and sections of the orchestra

Brass

Trumpet



French Horn



Trombone



Tuba



Woodwind

Flute



Clarinet



Oboe



Bassoon



Strings

Violin



Viola



Cello



Double Bass



Harp



Percussion

Drumkit



Maracas



Surdo



Ago go



Clavé



Pizzicato

Playing a string instrument by plucking the strings.

Arco

Playing a string instrument by using a bow.

Straight Rhythm

A rigid rhythm that would fit with a march.

Swung Rhythm

A more relaxed rhythm used in jazz music

Improvisation

A section where the performer makes the music up on the spot.

Contacts

Mr Townsend

townsend.j1@thenorwoodschool.org

Mr Wolstenholme

wolstenholme.g@thenorwoodschool.org