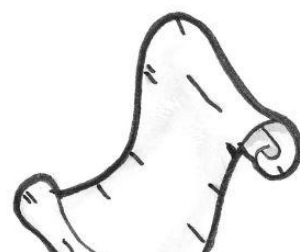

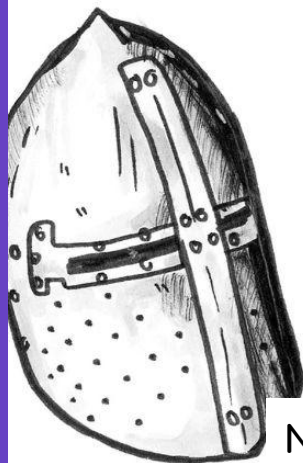







HISTORY

YEAR 7 Independent Learning Booklet 2021-2022



NAME:

FORM:



Contents

- How to write a PEE paragraph
- Study and revision tips
- Key words
- Week 1 - Source Work
- Week 2 - Create a poster
- Week 3 - Diary Entry
- Week 4 - Draw an image of the Islamic World
- Week 5 - Draw a Mind Map of the Crusades
- Week 6 - PEE Practice
- Week 7 - PEE Practice
- Week 8 - Medieval Africa
- Week 9 - Mansa Musa
- Week 10 - Medieval Japan
- Week 11 - Medieval China and PLC

How to write a PEE paragraph

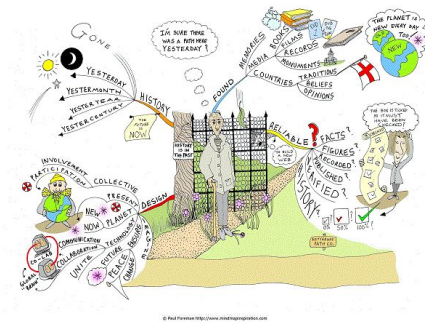
Point: One reason why it is important to learn about medieval society is...(Give your point or factor)

Evidence: For example...(Give evidence to support why it is important to learn about medieval society)

Explain: Therefore, (Here you will explain your evidence and its impact (its affect) and link it back to the question)

Study and Revision Tips


- Create mind-maps to break down information. Also recreate mind maps later from your memory.




- Using a highlighter, break down a paragraph into 20 words (or less).

Highlighting text feels good. You can draw attention of people to a word or perhaps even a whole sentence that spans across multiple lines in such a way that hyphenation etc. are not affected.

- Draw a scene from history to recreate it.



- Text map – turn a sentence into a series of images.



- Turn a series of events into words to help you remember.

Key Words/Terminology

- **Feudalism** – the system of society in the medieval period. Land was shared down and taxes and food were passed up: King>Baron>Knight>Peasant. This occurred in Europe, Africa and Asia.
- **The Crusades** – when Christian Europeans sought to reclaim Jerusalem from Muslim armies.
- **Magna Carta** - “Great Charter” – when King John was forced to agree that power had to be shared with his barons.
- **Black Death** – the disease that spread from Asia to north Africa and Europe in the 1300s. 2/3rds of the population perished.

Key Words/Terminology (continued)

Baron: A very important name for a very important person

Bishop: A very important leader in the church

Knight: a warrior who rode a horse and wore very heavy armour

Apprentice: A boy who works to learn a new trade

Pilgrimage: A holy journey

List of linking, contrast and showing an example words

Linking Words:

Firstly,
In addition ,
furthermore ,
Another reason,
Also,
As well as,

Contrast:

However,
Nevertheless,
Although,
Despite,
In spite of,
While,
Yet,
Whereas,
On the other
hand

Result: (this will help with explanations)

So
As a result
Therefore,
Consequently or as a
consequence
Due to

Examples:

For example,
For instance,
Such as,
Including,

How to revise for assessments

Create flash cards: Write the question on one side and the answer on the other. Make sure to test yourself, friends and family can help with this to make it more fun.

Practise PEE: Use some of the questions in the ILB and answer them using point, evidence and explanation. This will help build your confidence when answering extended questions.

Condense the information: Make the evidence you need to remember shorter, which will make it easier to remember as it is in your own words.

Keywords: Look over important keywords, this will help in assessments as you won't trip over words you might not understand. It will also help to go over knowledge checkers you completed in class.

Create mindmaps: This will make your work easily accessible and keep it more organised.

Week 1



Drawing of a medieval village from a KS3 textbook. Created in the 2000s (modern era).


How useful is this source for understanding the life in a medieval village?

It is **useful** to understand life in a medieval village because...


However, it is **less useful** to study life in a medieval village because...

Week 2

Create a poster encouraging people to move to a medieval town. Argue the benefits of town life and how it improves your life.



Week 4



The medieval Islamic world


Draw an image, or three images, to show what the medieval Islamic world was like:

How was the medieval Islamic world more advanced than Europe?

Week 5

The Crusades

Why did the Crusades happen?



What were the consequences of them?

Week 5 continued

The Crusades

Give one reason why the Crusades happened. Use PEE

[illegible]

Week 6

The Black Death

Imagine you are a doctor during the Black Death. Describe what happens to those catch it and how you have tried to treat it:

This image shows a blank sheet of white paper with horizontal blue ruling lines. The lines are evenly spaced and run across the width of the page. There are no margins, text, or other markings on the paper.

Week 7

Magna Carta

Write out some of the laws from Magna Carta:

Why are these laws important?

This image shows a blank sheet of white paper with horizontal blue ruling lines. The lines are evenly spaced and run across the width of the page. There are no margins, text, or other markings on the paper.

Week 7

The Peasants Revolt

Look at the 'How to write a PEE paragraph' page at the beginning. The look back through your writing so far and write down what you've done well and what you could do to improve. When you've done that, answer the question on the next page.

Things I've done well.

How I can improve in the future.

Week 7

The Peasants Revolt

Explain the consequences of the Peasants Revolt

This image shows a full page of blank handwriting practice paper. It features 20 evenly spaced, horizontal blue lines running across the entire width of the page. The lines are uniform in color and thickness, providing a guide for letter height and placement. There are no margins, text, or other markings on the paper.

Week 8

Medieval Africa

Create an information sheet for primary age children on the kingdoms and empires of medieval Africa. Include information and images:

This image shows a blank sheet of white paper with horizontal blue ruling lines. The lines are evenly spaced and run across the width of the page. There are no margins, text, or other markings on the paper.

Week 8

Mansa Musa

Create an information sheet for primary age children on the kingdoms and empires of King Mansa Musa I of Mali. Include information and images:

[illegible]

Week 9

Medieval Japan

Create an information sheet for primary age children on the kingdoms and empires of medieval Japan. Include information and images:



Week 10

Medieval China



Create an information sheet for primary age children on the kingdoms and empires of medieval China. Include information and images:

Personalised Learning Checklist

Look at the topics below. Give them a rating of green, amber or red depending on how confident you feel about them. Then go and research 3 facts about the red topics and 1 fact about the amber topics.

Topic			
Medieval Towns			
Medieval Villages			
Why do people go to Church			
The Islamic World			
The Crusades			
Thomas Becket			
King John			
Magna Carta			
Black Death			
Peasants Revolt			
Medieval Japan			
Medieval Africa			
Medieval China			

For more information or guidance on completing your Independent Learning Booklet, speak to or email your History teacher:

Mr Isitt - isitt.h@thenorwoodschool.org

Ms Taiwo - taiwo.d@thenorwoodschool.org

Mr Cox - cox.j@thenorwoodschool.org

Mr Curtis - curtis.j@thenorwoodschool.org
