

# SPANISH!

YEAR 7 Independent Learning Booklet 2021-2022



NAME:

FORM:

## Independent Learning Booklets (ILBs)

In Year 7, you are expected to spend a minimum of 30 minutes per week on independent study for each subject (45 minutes for Maths and English).

There are 3 unifying concepts which should be evident in the effective independent study of every subject. These are:

- Content
- Skills
- Feedback

Your ILB will provide you with opportunities to use a variety of **Content**, **Skills**, and **Feedback** techniques.

Your teacher will monitor your completion of this ILB and regularly test you on the content and skills included. You must bring your ILB to lessons.

### How to use this ILB

**Vocabulary lists** are a useful source of information and a good way of checking your work. However, **vocabulary lists** on their own are not the best tool for learning new words and phrases. You need to actively study content, just like you would when practising your skills. Try using the **Quizlet** links to test yourself on your content knowledge using the range of modes.

You will also find **sentence builders** in this ILB. Use the first blank version to translate the phrases into English. The next two can be used for retrieval practice; try to remember and fill in as much Spanish as you can from memory (no notes!). When you really can't remember any more, spend 5 minutes reviewing the original version, then grab your green pen and have another go. For the remaining tricky phrases you still can't remember, make physical flashcards to test yourself more frequently.

# Contents

<b>Vocabulary Lists</b>	<b>4</b>	<b>Content</b>
Classroom language	4	
Greetings	4	
Instructions	5	
What are you like as a person?	5	
What are you like physically?	5	
Hair	6	
Eyes	6	
Family	6	
The days of the week	7	
When is your birthday?	7	
Numbers	8	
To be	8	
To have	8	
<b>Using Quizlet</b>	<b>9</b>	<b>Content</b>
<b>Sentence Builders</b>	<b>10</b>	<b>Content</b>
Name and Age	10	
Hair and Eyes	12	
Appearance and Character	14	
<b>Sentence Translations</b>	<b>16</b>	<b>Skills</b>
Name and age	16	
Hair and Eyes	16	
Appearance and Character	17	
<b>Grammar Guidance</b>	<b>18</b>	<b>Content</b>
Nouns	18	
Articles	19	
Adjectives	20	
<b>Grammar Activities</b>	<b>21</b>	<b>Skills</b>
<b>Exam Practice</b>	<b>23</b>	<b>Skills</b>
Listening	23	
Reading	24	
Writing	27	
<b>Writing Mark Scheme</b>	<b>28</b>	<b>Feedback</b>
<b>Model Writing Answer</b>	<b>29</b>	<b>Feedback</b>
<b>How to use a Retrospective Revision Timetable</b>	<b>30</b>	<b>Feedback</b>
<b>Retrospective Revision Timetable</b>	<b>31</b>	<b>Feedback</b>
<b>Contacts</b>	<b>32</b>	
<b>Curiosity</b>	<b>32</b>	

## Vocabulary Lists

Topic	Español	English
<a href="#">La lengua de la clase</a> <a href="#">Classroom language</a>	<p style="text-align: center;">¿Cómo se dice...?</p> <p>¿Puedo hacer los puntos?</p> <p>¿Puedo hablar en inglés?</p> <p>¿Puedo ser voluntario?</p> <p>¿Puedo abrir la ventana?</p> <p>¿Puedo cerrar la ventana?</p> <p>¿Puedo usar un diccionario?</p> <p>¿Puedo tener un bolígrafo verde?</p> <p>¿Puedo quitarme la chaqueta?</p> <p>¿Puedo salir de la clase?</p>	<p>How do you say...?</p> <p>Can I do the points?</p> <p>Can I speak in English?</p> <p>Can I be a volunteer?</p> <p>Can I open the window?</p> <p>Can I close the window?</p> <p>Can I use a dictionary?</p> <p>Can I have a green pen?</p> <p>Can I take off my blazer?</p> <p>Can I leave the class?</p>

<a href="#">Los saludos</a> <a href="#">Greetings</a>	<p style="text-align: center;">¿Y tú?</p> <p>¡Hola!</p> <p>¡Adiós!</p> <p>¡Hasta luego!</p> <p>Buenos días</p> <p>Buenas tardes</p> <p>Buenas noches</p> <p>Bienvenidos</p> <p>¿Qué tal? / ¿Cómo estás?</p> <p style="text-align: center;"><b>Estoy...</b></p> <p style="text-align: center;">fenomenal</p> <p style="text-align: center;">bien</p> <p style="text-align: center;">regular</p> <p style="text-align: center;">mal</p> <p style="text-align: center;">fatal</p> <p>¿Cómo te llamas?</p> <p>Me llamo</p> <p>¿Cómo se llama?</p> <p>Se llama</p> <p>¿Cuántos años tienes?</p> <p>Tengo ... años</p> <p>¿Cuántos años tiene?</p> <p>Tiene ... años</p>	<p>And you?</p> <p>Hello</p> <p>Bye</p> <p>See you later!</p> <p>Good morning</p> <p>Good afternoon</p> <p>Good evening</p> <p>Welcome</p> <p>How are you?</p> <p><b>I am...</b></p> <p>great</p> <p>fine/good</p> <p>so-so/OK</p> <p>bad</p> <p>awful</p> <p>What is your name?</p> <p>My name is</p> <p>What is his/her name?</p> <p>Their name is</p> <p>How old are you?</p> <p>I am ... years old</p> <p>How old is he/she?</p> <p>He/She is ... years old</p>
--	--	---

Topic	Español	English
<a href="#"><u>Instrucciones</u></a> <a href="#"><u>Instructions</u></a>	Hay que sentarse Hay que copiar Hay que escuchar Hay que leer Hay que abrir el libro Hay que cerrar el libro Hay que escribir Hay que hablar Hay que levantar la mano Hay que estar en silencio	You must sit down You must copy You must listen You must read You must open the book You must close the book You must write You must speak You must raise your hand You must be in silence

<a href="#"><u>¿Cómo eres de carácter?</u></a> <a href="#"><u>What are you like as a person?</u></a>	Soy... Es... aburrido/a antipático/a bueno/a divertido/a generoso/a hablador(a) inteligente malo/a perezoso/a simpático/a talentoso/a terco/a tímido/a tonto/a trabajador(a)	I am... He/She is boring mean good fun generous talkative intelligent bad lazy nice/friendly talented stubborn shy silly/stupid hardworking
---	--	---

<a href="#"><u>¿Cómo eres físicamente?</u></a> <a href="#"><u>What are you like physically?</u></a>	Soy... Es... alto/a bajo/a delgado/a feo/a fuerte gordo/a guapo/a musculoso/a	I am... He/She is tall short slim ugly strong fat handsome/pretty muscular
--	--	---

Topic	Español	English
<a href="#">El pelo</a> <a href="#">Hair</a>	<p>Tengo el pelo...</p> <p>rubio castaño negro gris ondulado rizado liso largo a media melena corto</p> <p>Soy...</p> <p>calvo/a pelirrojo/a</p> <p>Llevo...</p> <p>bigote barba</p>	<p>I have ... hair</p> <p>blonde brown black grey wavy curly straight long medium length short</p> <p>I am...</p> <p>bald ginger</p> <p>I have (wear)...</p> <p>a moustache a beard</p>

<a href="#">Los ojos</a> <a href="#">Eyes</a>	<p>Tengo los ojos...</p> <p>Tiene los ojos...</p> <p>azules marrones verdes grises negros</p> <p>Llevo...</p> <p>Lleva...</p> <p>gafas lentillas</p>	<p>I have ... eyes</p> <p>He/She has... eyes</p> <p>blue brown green grey black</p> <p>I wear...</p> <p>He/She wears...</p> <p>glasses contacts</p>
--	--	---

<a href="#">La familia</a> <a href="#">Family</a>	<p>¿Quién hay en tu familia?</p> <p>Hay...</p> <p>mi madre mi padre mi madrastra mi padrastro mi hermana (menor) mi hermano (mayor)</p>	<p>Who is there in your family?</p> <p>There is...</p> <p>my mum my dad my step-mum my step-dad my (younger) sister my (older) brother</p>
--	---	--

<i>Continued -&gt;</i>	mi hermanastra mi hermanastro No tengo hermanos Soy hijo/a único/a Somos gemelos/as ¿Cómo se llama? Mi madre se llama Mi padre se llama ¿Cómo se llaman? Mis padres se llaman Mis hermanos se llaman	my step-sister my step-brother I don't have siblings I am an only child We are twins What is he/she called? My mum is called My dad is called What are they called? My parents are called My siblings are called
------------------------	--	--

Topic	Español	English
<a href="#">Los días de la semana</a> <i>The days of the week</i>	lunes martes miércoles jueves viernes sábado domingo	Monday Tuesday Wednesday Thursday Friday Saturday Sunday

<a href="#">¿Cuándo es tu cumpleaños?</a> <i>When is your birthday?</i>	Mi cumpleaños es el [XX] de ... enero febrero marzo abril mayo junio julio agosto septiembre octubre noviembre diciembre	My birthday is the [XX] of ... January February March April May June July August September October November December
--	--	--

## Los números

### Numbers

0	cero	20	veinte	100	cien
1	uno	21	veintiuno	101	cient <u>o</u> uno
2	dos	22	veintidós	150	cient <u>o</u> cincuenta
3	tres	23	veintitrés	200	doscientos
4	cuatro	24	veinticuatro	300	trescientos
5	cinco	25	veinticinco	400	cuatrocientos
6	seis	26	veintiséis	500	quinientos
7	siete	27	veintisiete	600	seiscientos
8	ocho	28	veintiocho	700	setecientos
9	nueve	29	veintinueve	800	ochocientos
10	diez	30	treinta	900	novcientos
11	once	31	treinta y uno	1000	mil
12	doce	32	treinta y dos	1458	mil cuatrocientos cincuenta y ocho
13	trece		<i>etc...</i>		
14	catorce	40	cuarenta	1,000,000	un millón
15	quince	50	cincuenta	2,000,000	dos millones
16	dieciséis	60	sesenta		
17	diecisiete	70	setenta		
18	dieciocho	80	ochenta		
19	diecinueve	90	noventa		

<u>Ser</u> <u>To be</u>	ser	to be
	soy	I am
	eres	you are
	es	he/she is
	somos	we are
	son	they are

<u>Tener</u> <u>To have</u>	tener	to have
	tengo	I have
	tienes	you have
	tiene	he/she has
	tenemos	we have
	tienen	they have



## Using Quizlet


Click on the links in the Vocabulary Lists section in order to access the sets you'll need to learn. Use a variety of the different modes for a strong and varied revision diet!


- Use *Flashcards* mode to review your terms and definitions to work toward gaining mastery.
- *Learn* mode creates a personalised study plan based on your familiarity with a set. As you answer more questions correctly, you advance from easier, multiple choice questions to harder, written ones.
- In *Write* mode you'll need to accurately type out the phrase in Spanish. You'll need to answer each question correctly twice.
- *Spell* mode helps you practise spelling terms by prompting you to type what you hear.
- *Test* mode gives you the chance to see how you'll perform on an exam.
- In *Match* you race against the clock to match terms and definitions, and compete against others to get the top score!
- *Gravity* is a fast-paced study game where correct answers prevent asteroids from hitting your planet! Each correct answer gets you one step closer to the next level.

### STUDY


 Flashcards


 Learn

 Write

 Spell

 Test

 Match

 Gravity

## Sentence Builders

### Name and Age

(Yo)	me llamo	Antonio Arantxa Belén Carlos Diego Emilia Felipe Isabel José Julián María Paco	y	tengo	un dos tres cuatro cinco seis siete ocho nueve diez once doce	año años
Mi hermano	se llama	Roberto		tiene	trece catorce quince	
Mi hermana						

Use this grid to translate the sentence builder into English:


Use these grids to recreate the sentence builder in Spanish from memory:



## Hair and Eyes

Tengo el pelo	castaño moreno negro	y	corto a media melena largo	
Tiene el pelo	pelirrojo rubio gris		liso rizado ondulado	
Tengo los ojos	azules marrones verdes	y	[no] llevo	gafas lentillas
Tiene los ojos	negros grises		[no] lleva	bigote barba

Use this grid to translate the sentence builder into English:


Use these grids to recreate the sentence builder in Spanish from memory:



## Appearance and Character

(Yo)	soy	alto/a bajo/a delgado/a feo/a fuerte	y e	aburrido/a antipático/a bueno/a divertido/a generoso/a hablador(a) inteligente
Mi madre Mi padre Mi hermana menor Mi hermano mayor	es	gordo/a guapo/a musculoso/a		malo/a perezoso/a simpático/a terco/a tímido/a tonto/a trabajador(a)

Use this grid to translate the sentence builder into English:


Use these grids to recreate the sentence builder in Spanish from memory:



# Sentence Translations

## Name and age

1. Me llamo Sofia y tengo once años.  
1.
2. Mi hermano se llama Paco y tiene quince años.  
2.
3. I am called Belén and I am nine years old.  
3.
4. I am called José and I am six years old.  
4.
5. My brother is called Diego and he is thirteen years old.  
5.
6. My sister is called Isobel and she is twelve years old.  
6.

## Hair and Eyes

1. Tengo el pelo castaño y corto.  
1.
2. Tiene el pelo rubio y rizado.  
2.
3. Tengo los ojos azules y no llevo gafas.  
3.
4. Tiene los ojos grises y lleva lentillas.  
4.



5. I have black medium length hair.

5.

6. She has grey wavy hair.

6.

7. I have green eyes and I have a moustache.

7.

8. He has blue eyes and he does not have a beard.

8.

## Appearance and Character

1. Soy alta y generosa.

1.

2. Mi madre es delgada e inteligente.

2.

3. Mi hermano mayor es gordo y terco.

3.

4. I am ugly and hardworking.

4.

5. My dad is short and fun.

5.

6. My younger sister is muscular and mean.

6.

# Grammar Guidance

## Nouns

### Gender: Masculine OR Feminine

In Spanish, nouns have gender; they are either **masculine** OR **feminine**.

For example, *libro* is a **masculine** noun and *mesa* is a **feminine** noun (these are *grammatical* categories only – obviously, books are not male and tables are not female!).

It is not always easy to know which nouns are **masculine** and which nouns are **feminine**. When you learn new vocabulary, you must learn the gender.

There are some helpful general rules:

- Most nouns ending in **o** are **masculine** e.g. *dibujo, perro, hermano, aseo, cuaderno, alumno*
- Most nouns ending in **a** are **feminine** e.g. *pizarra, ventana hamburguesa, geografía, casa*
- All nouns ending in **ción/sión** or **dad** e.g. *religión, educación, televisión, ciudad, comunidad* are **feminine**.

### Singular or plural

- 'Book' is a **singular** word. > It refers to one book.
- 'Books' is a **plural** word. > It refers to more than one book.

To make a word plural in Spanish, you normally add **s**.

libro (*book*) > libros (*books*)  
ventana (*window*) > ventanas (*windows*)

**BUT** if the word ends in a consonant (any letter except a/e/i/o/u), you normally add **es**.

el ordenador > los ordenadores (*computers*)  
el profesor > los profesores (*teachers*)

# Articles

## 'The' (The definite article)

In Spanish, there are four words for 'the'.

- *el* – for a singular **masculine** word, e.g. el libro (*the book*)
- *la* – for a singular **feminine** word, e.g. la mochila (*the schoolbag*)
- *los* – for a plural **masculine** word, e.g. los libros (*the books*)
- *las* – for a plural **feminine** word, e.g. las clases (*the classes*)

## 'A' (The indefinite article)

In Spanish, there are two words for 'a' (or 'an'):

- *un* – for a singular **masculine** word, e.g. un piso (*a flat*)
- *una* – for a singular **feminine** word, e.g. una cocina (*a kitchen*)

## 'Some' (The indefinite article)

In Spanish, there are two words for 'some':

- *unos* – for a plural **masculine** word, e.g. unos bolígrafos (*some pens*)
- *unas* – for a plural **feminine** word, e.g. unas reglas (*some rulers*)

# Adjectives

## Adjectival agreement

In Spanish, adjectives normally go *after* the noun,

un alumno inteligente = an intelligent pupil

Also, adjectives have to 'agree' with the nouns they describe.

For example, if a noun is **feminine** and **singular**, the adjective must be **feminine** and **singular**.

la regla amarilla = the yellow ruler.

If an adjective ends in **o**, you normally change it to **a** to make it **feminine**.  
If it doesn't end in **o**, don't change it.

Making an adjective **plural** is just like making a noun **plural** (add **s** or **es**).

For example, here are the different forms of the adjectives 'red' 'green' and 'blue' in Spanish:

<b>RED</b>	Masculine	Feminine
<i>Singular</i>	rojo	roja
<i>Plural</i>	rojos	rojas

<b>GREEN</b>	Masculine	Feminine
<i>Singular</i>	verde	verde
<i>Plural</i>	verdes	verdes

<b>BLUE</b>	Masculine	Feminine
<i>Singular</i>	azul	azul
<i>Plural</i>	azules	azules

# Grammar Activities

1) Write M (masculine) or F (feminine) for each of these nouns:

a) sábado \_\_\_\_\_

e) autoridad \_\_\_\_\_

b) habitación \_\_\_\_\_

f) pájaro \_\_\_\_\_

c) historia \_\_\_\_\_

g) tortuga \_\_\_\_\_

d) abuela \_\_\_\_\_

h) salón \_\_\_\_\_

2) Make the nouns plural:

a) hermano \_\_\_\_\_

d) casa \_\_\_\_\_

b) mesa \_\_\_\_\_

e) ciudad \_\_\_\_\_

c) animal \_\_\_\_\_

f) ratón \_\_\_\_\_

3) Fill in the table with the four words for 'the'

	Masculine	Feminine
<i>Singular</i>		
<i>Plural</i>		

4) el or la?

a) \_\_\_\_\_ bocadillo

d) \_\_\_\_\_ educación física

b) \_\_\_\_\_ profesora

e) \_\_\_\_\_ cobaya

c) \_\_\_\_\_ teatro

f) \_\_\_\_\_ ordenador

5) los or las?

a) \_\_\_\_\_ ventanas

d) \_\_\_\_\_ matemáticas

b) \_\_\_\_\_ profesores

e) \_\_\_\_\_ abuelos

c) \_\_\_\_\_ asignaturas

f) \_\_\_\_\_ gafas

6) el, la, los or las?

- a) \_\_\_\_\_ madre                      e) \_\_\_\_\_ serpientes  
 b) \_\_\_\_\_ conejos                    f) \_\_\_\_\_ cuarto de baño  
 c) \_\_\_\_\_ profesoras                g) \_\_\_\_\_ dormitorios  
 d) \_\_\_\_\_pez                            h) \_\_\_\_\_ costa

7) un or una?

- a) \_\_\_\_\_ hermano                d) \_\_\_\_\_ hijo  
 b) \_\_\_\_\_ calculadora            e) \_\_\_\_\_ zumo de naranja  
 c) \_\_\_\_\_ familia                    f) \_\_\_\_\_ caballo

8) Write the correct form of the adjective

- a) una mesa \_\_\_\_\_ (a grey table)  
 b) unos estuches \_\_\_\_\_ (some blue pencil cases)  
 c) la goma \_\_\_\_\_ (the red rubber)  
 d) un bolígrafo \_\_\_\_\_ (a green pen)  
 e) el pelo \_\_\_\_\_ (the black hair)  
 f) los ojos \_\_\_\_\_ ([the] green eyes)  
 g) las reglas \_\_\_\_\_ (the red rulers)  
 h) unas chaquetas \_\_\_\_\_ (some blue blazers)

9) Translate the adjectives

gris	g_____	fácil	e_____	perezoso	l_____
aburrido	b_____	difícil	d_____	negro	b_____
divertido	f_____	importante	i_____	marrón	b_____
severo	s_____	interesante	i_____	rosa	p_____
simpático	n_____	inteligente	i_____	amarillo	y_____

# Exam Practice

## Listening

### Question 1

Listen and put an X in the correct box.

a. Antonio is from:

<input type="checkbox"/>	A - Bermuda
<input type="checkbox"/>	B - Spain
<input type="checkbox"/>	C - Scotland
<input type="checkbox"/>	D - Brazil

c. Antonio is:

<input type="checkbox"/>	A - an only child
<input type="checkbox"/>	B - the middle child
<input type="checkbox"/>	C - the oldest child
<input type="checkbox"/>	D - the youngest child

b. Antonio has: (not including himself)

<input type="checkbox"/>	A - 6 family members
<input type="checkbox"/>	B - 4 family members
<input type="checkbox"/>	C - 5 family members
<input type="checkbox"/>	D - 3 family members

d. Antonio asks:

<input type="checkbox"/>	A - where you are from
<input type="checkbox"/>	B - when your birthday is
<input type="checkbox"/>	C - how old you are
<input type="checkbox"/>	D - how many siblings you have

### Question 2

Listen and fill in the grid in English.

	Hair	Eyes	Glasses ✓ / ✗
José			
Paco			
Nina			
Dylan			
Miguel			
Marta			

## Reading

### Multiple Choice

Hola, me llamo Isabela. Soy de Cádiz en España. Tengo diez años y mi cumpleaños es el diecisiete de marzo. Tengo los ojos marrones y el pelo castaño, largo y rizado. También soy bastante baja y delgada. Pienso que soy muy simpática. Vivo con mi familia; mi madre se llama Sara, mi padre se llama Pepe, mis dos hermanos se llaman Jorge y Juan, y mi hermana se llama Sofía. Me gustan mucho mis hermanos porque son divertidos pero son un poco tercos. Me encanta mi hermana porque es muy trabajadora e inteligente.

Put an X in the correct box:

a. Isabela was born on:

<input type="checkbox"/>	A - 31/06
<input type="checkbox"/>	B - 17/03
<input type="checkbox"/>	C - 25/12
<input type="checkbox"/>	D - 31/10

d. Isabela lives with:

<input type="checkbox"/>	A - her 2 brothers
<input type="checkbox"/>	B - her 2 sisters
<input type="checkbox"/>	C - her 3 sisters
<input type="checkbox"/>	D - her grandparents

b. Isabela has:

<input type="checkbox"/>	A - short black hair
<input type="checkbox"/>	B - straight hair
<input type="checkbox"/>	C - long blonde hair
<input type="checkbox"/>	D - long brown hair

e. She thinks her brothers are:

<input type="checkbox"/>	A - stubborn
<input type="checkbox"/>	B - hardworking
<input type="checkbox"/>	C - boring
<input type="checkbox"/>	D - nice

c. Isabela is:

<input type="checkbox"/>	A - short and fat
<input type="checkbox"/>	B - tall and slim
<input type="checkbox"/>	C - short and slim
<input type="checkbox"/>	D - tall and fat

f. Her sister is:

<input type="checkbox"/>	A - thoughtful
<input type="checkbox"/>	B - hardworking
<input type="checkbox"/>	C - trusting
<input type="checkbox"/>	D - tolerant



Me llamo Aisha. Tengo una familia muy grande. En total somos ocho personas. ¡Tengo cinco hermanos! Mis tres hermanas se llaman Luisa, Angelina y Francesca. Son todas altas y divertidas y tienen los ojos azules, pero tienen el pelo muy diferente. Mis dos hermanos son menores que yo y son muy aburridos porque juegan a los videojuegos. ¡Qué aburrido! Me llevo muy bien con mi hermana menor porque tenemos los mismos intereses.

Answer the questions in English:

1. With Aisha, how many people are there in the family? [1]

---

2. How many brothers does Aisha have? [1]

---

3. How are Aisha's sisters similar to each other? [3]

---

---

4. Why does Aisha think her brothers are boring? [1]

---

5. Why does Aisha get on well with her little sister? [1]

---

[7]

Paragraph Translation

Me llamo Raúl y tengo dieciséis años. Mi cumpleaños es el dieciocho de octubre. Soy muy trabajador pero a veces soy perezoso. Soy bastante alto y muy fuerte. Tengo los ojos azules y el pelo castaño y rizado. También llevo gafas negras. Vivo con mis hermanos. Mi hermana mayor se llama Lucia y tiene treinta años. Es generosa y responsable. Es guapa y es pelirroja. Mi hermano menor se llama Daniel y tiene siete años. Su cumpleaños es el veintitrés de enero. Es bajo y feo. Es muy tonto y extremadamente terco.

Translate the text into English:

---

---

---

---

---

---

---

---

---

---

---

---

---

---

---

---

---

---

---

---

---

---

---

---

---



# Writing Mark Scheme

	Communication and Content (CC)		Linguistic Knowledge and Accuracy (LKA)
1-2	<p>Communicates brief information relevant to the task with <b>very little</b> development.</p> <p>Uses a <b>limited</b> range of vocabulary.</p>	1-2	<p>Some <b>short</b> sentences using key structures learnt with <b>some</b> inconsistencies.</p>
3-4	<p>Communicates <b>brief</b> information relevant to the task with development of the occasional key point.</p> <p><b>Some</b> examples of common language and vocabulary with <b>repetition</b> to express straightforward thoughts and ideas.</p>	3-4	<p>Uses key structures learnt. <b>Occasional</b> use of connectives, expressions of likes and dislikes, adjectives and time expressions.</p>
5-6	<p>Communicates information relevant to the task with development of <b>most</b> key points and ideas.</p> <p>Expresses mainly <b>straightforward</b> thoughts and ideas with a variety of common language.</p>	5-6	<p><b>Good</b> use of key structures learnt.</p> <p><b>Effective</b> use of simple negatives, opinions with reasons, connectives, time expressions and can <b>accurately</b> use adjectives (position and agreement).</p>
7-8	<p>Communicates information relevant to the task with development of <b>all</b> key points and ideas.</p> <p>Expresses thoughts and ideas with a <b>range</b> of vocabulary and includes <b>some</b> examples of creative language and <b>different</b> examples of common language.</p>	7-8	<p><b>Consistent</b> use of key structures learnt and can use 1st person present tense verbs accurately.</p> <p><b>Effective</b> use of simple negatives, opinions with reasons (positives and negatives), connectives and time expressions- a <b>confident paragraph</b>.</p>
9-10	<p>Communicates information relevant to the task with expansion of <b>all</b> key points. Uses effective language to engage and interest.</p> <p>Expresses thoughts and ideas with a <b>wide range</b> of vocabulary and includes <b>frequent</b> examples of creative language and uncommon language.</p>	9-10	<p><b>Consistent</b> use of key structures and present tense in 1st and 3rd person. Can also make reference to the future, conditional or past tense.</p> <p><b>Effective</b> use of a range of negatives, opinions with reasons, connectives and time expressions- a <b>confident piece of writing</b>.</p>

## Model Writing Answer

Hola Lara,

Me llamo David de Gea. Estoy bien gracias. ¿Y tú? ¿Qué tal?

Voy a escribir sobre mi vida. Tengo treinta años y soy futbolista. Mi cumpleaños es el siete de noviembre de 1990. Soy español. Nací en Madrid. No tengo hermanos. Soy hijo único. Soy alto y talentoso. Tengo una familia pequeña. Mis padres son españoles. Mi padre lleva bigote y es calvo. Es muy divertido. Mi madre es muy inteligente y tiene los ojos marrones como yo.

¿Y tú? ¿Cómo eres? ¿Y cómo es tu familia?

Escríbeme pronto.

Adiós,  
David

WWW	EBI

# How to use a Retrospective Revision Timetable

## Key principles:

- Try to work from memory as much as possible.
- Get feedback on how you've done.
  - Mark your work using the mark schemes uploaded to Google Classroom.
- Stay on top of your strengths and weaknesses.
  - Make sure you are testing yourself on the content and skills included in the ILB. Use the **Retrospective Revision Timetables** to record how you did using the **RAG** system.

Judge how confident you would be answering questions on that topic area:

- **G** = I would be confident answering questions on this topic area.
- **A** = I could answer some of the questions on this topic area but there are areas where I still have room for improvement.
- **R** = I would not be confident answering questions on this topic area.

If you are not sure how well you would do answering questions on a topic area, that's probably because you haven't tested yourself yet. If this is the case, reconsider how you are using your ILB!

## Retrospective Revision Timetable

	Session 1	Session 2	Session 3	Session 4	Session 5	Session 6
I can ask classroom questions using <i>puedo</i>						
I can use basic greetings and introduce myself						
I can give instructions using <i>hay que</i>						
I can describe personal characteristics using the verb <i>ser</i>						
I can describe physical appearance using the verb <i>ser</i>						
I can describe hair and eyes using the verb <i>tener</i>						
I can describe who is in my family and what they are like						
I can describe ages and birthdays						
I can say the numbers from 1-31						

## Contacts

Mr Clements [clements.d@thenorwoodschool.org](mailto:clements.d@thenorwoodschool.org)  
Mr Foster [foster.d@thenorwoodschool.org](mailto:foster.d@thenorwoodschool.org)  
Ms Grah [grah.e@thenorwoodschool.org](mailto:grah.e@thenorwoodschool.org)  
Ms Johnson [johnson.g@thenorwoodschool.org](mailto:johnson.g@thenorwoodschool.org)  
Mr O'Sullivan [osullivan.j@thenorwoodschool.org](mailto:osullivan.j@thenorwoodschool.org)  
Ms Patel [patel.a@thenorwoodschool.org](mailto:patel.a@thenorwoodschool.org)

## Curiosity



The Language Gym website was created in the belief that language learning is very much like building strength, flexibility, endurance, muscles and speed in gym sports such as, for example boxing, gymnastics and cross-fit. In this sense, the ultimate aim of the website is to get you "Language Fit".



Use BBC Bitesize to help with your homework, revision and learning. Find free videos, step-by-step guides, activities and quizzes.

The Norwood School  
Crowndale, London SE19 3NY  
Tel: 020 8670 9382  
[www.thenorwoodschool.org](http://www.thenorwoodschool.org)