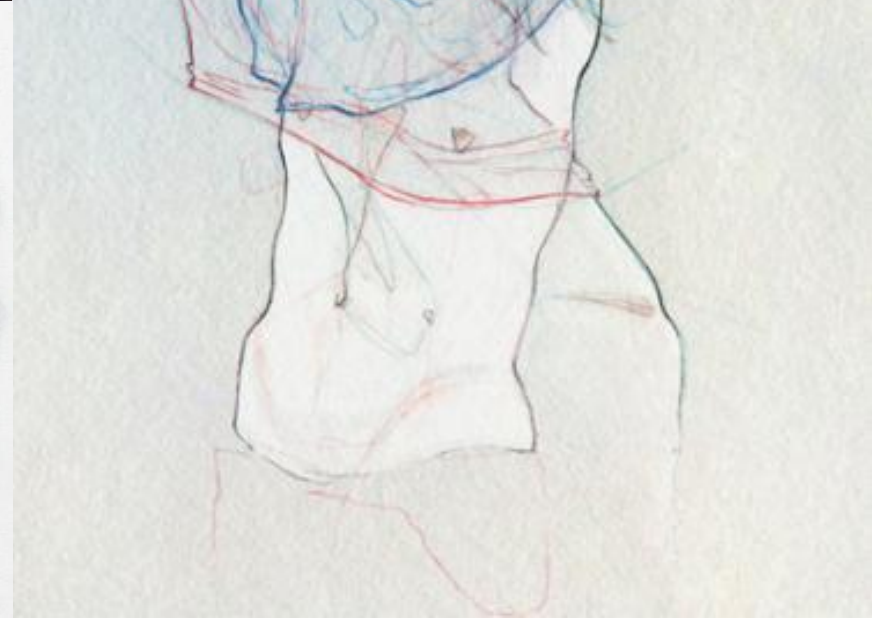
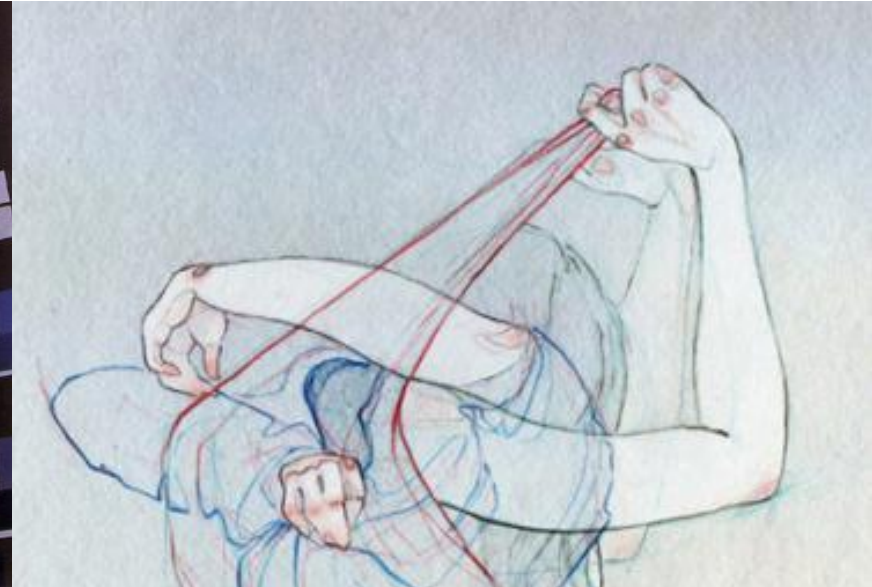



YEAR 11 TRANSITION BOOKLET

A LEVEL ART 2023



YEAR 11 TRANSITION BOOKLET A LEVEL ART 2023



Congratulations on choosing to study A-Level Art. You have chosen to study a course that will develop the skills you have learnt previously in year 11 and encourage you to become a more independent learner through exploration, risk taking, hard work and teacher guidance. By the end of the course you will have a greater understanding of Art as well as the technical and communication skills needed to pursue an Art and Design course in higher education.

Being prepared and organised are vital skills needed to complete any A-Level course. Art and Design A-Level subjects are extremely demanding in terms of the amount of practical work needed and the level of demand, depth, detail and knowledge you need in order to complete the course successfully. Keeping on top of your studies is crucial.

This booklet will ensure you are prepared in September and that you are ready for an exciting, yet challenging year ahead. This booklet is to help you develop your awareness of the many areas within the fields of art and design and will guide you in starting to form your own personal style within this subject.



Though they often overlap, each artistic process requires a specific set of skills and techniques. Many artists will specialise in a single discipline while others focus on a set of related, similar types.

The disciplines we would like you to look at are listed below:

- Drawing
- Painting
- Sculpture/collage
- Film or Photography

Please read through and look at each of the tasks carefully and the examples included, before responding methodically and creatively. Spend time thinking what disciplines and processes in art and design interest you.

You must bring all your completed work with you to your first Year 12 lesson in September. Complete all the tasks in the booklet to the best of your ability and if you have any questions please do not hesitate to contact Mrs Robjant or Ms Nicholas:

robjant.h@thenorwoodschool.org , nicholas.j@thenorwoodschool.org

We are genuinely excited about working with you all from September and we are really looking forward to seeing what you can do in the time between now and then. Take care, stay safe and work hard - enjoy yourselves!

YEAR 11 TRANSITION BOOKLET

A LEVEL ART 2023

SUMMER PROJECT



This summer project consists of 6 mini projects.

Read through the pages and choose the order in which you want to do them. You need to decide on a way to record the work that you do - whether it is making a blog, online diary or a homemade sketchbook.

Be resourceful. Be inventive, there is really no need to spend a lot on materials or equipment.

Good luck and enjoy!

SUMMER PROJECT

TASK 1

WHERE SHOULD I START?




Consider the following questions and write an introduction to your Summer Project Sketchbook:

- What do you already enjoy about Art?
- What subjects or themes in Art are you most passionate about? What is it about this subject matter that is interesting? Why?
- Can you tell us about any particular artists/styles or genres that you can relate to?
- Are there any particular techniques that you already enjoy using?
- Tell us about a particularly memorable exhibition or gallery you have been to, what you saw and what were the most memorable pieces there and why.
- Let us know what you are looking forward to once you start the course and why.

SUMMER PROJECT

TASK 2

RESEARCH & WIDER READING



When completing research for A Level Art you will need to gather information from a number of sources - books, articles, blogs, documentaries and films. Get into good bibliography habits, keep a note of any quotes you like and make a note of the author, the date it was written and the source. This will allow you to use it in any analysis.

The following pages give you a list of possible research sources covering a really wide range of art, artists and designers.

Take your time over the next few weeks to read/look at or watch them. You are also welcome to include any others of your own choice.

Consider the following ways to record your responses to at least **ONE** example from each slide in this section.

You could:

- Make notes about key subject matter
- Create visual mind maps of key ideas. (Use drawings, images and photographs to illustrate this).
- Lists key terms and vocabulary in an article or essay and then research and record the meanings and/or context of the new vocabulary.
- Write a list of key questions and/or discussions points that are raised.

SUMMER PROJECT

TASK 2

A: AN ARTICLE & AN ESSAY



1. [An Article from the Guardian Newspaper](#)

The art of visual storytelling – What Do We Get Used To?

“This year’s LensCulture Visual Storytelling awards encompass a global set of artists documenting the world around them from big moments to small. Submissions hailed from 166 countries and a jury of experts picked a wide range of compelling and surprising images.” Mee-Lai Stone, 2019

2. An essay - [A Contemporary Art Historian](#)

Andrew Graham - Born in London in 1960, is one of the leading art critics and presenters of arts television in the English-speaking world. He has presented numerous landmark series on art for the BBC and other independents. He has a long history of public service in the field of the visual arts and served various committees and is currently a member of the board of the Baltic Centre for Contemporary Art in Gateshead.

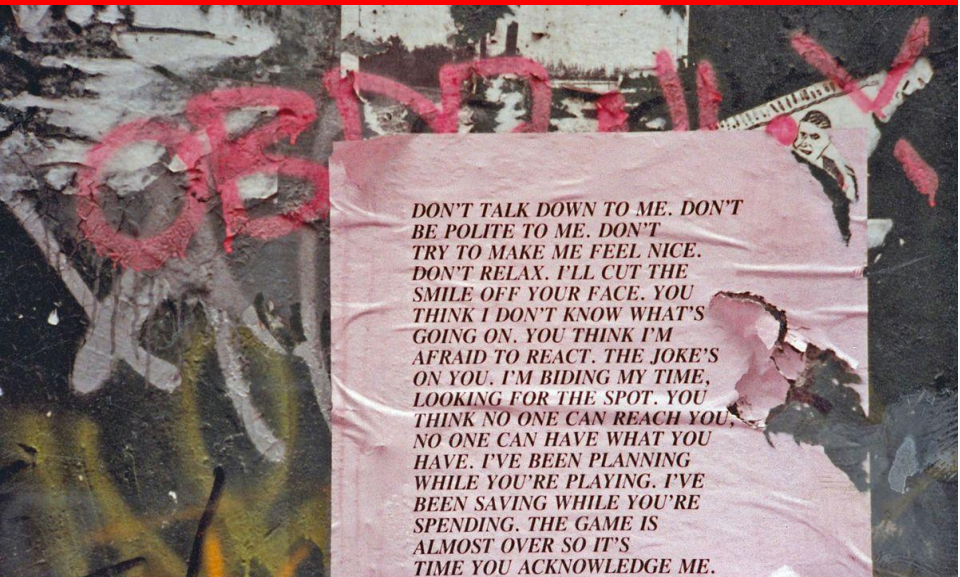
In the course of his career, Andrew has won numerous awards for writing and broadcasting, and his achievements have been acclaimed by many of his most distinguished peers.

Visit the website and choose to read one essay from a number of topics presented.

SUMMER PROJECT

TASK 2

B: GALLERIES & MUSEUMS



There is so much on line from all the major galleries. The Tate will often make short films - Tate Shorts on artists, as useful introductions to their work. They also have a series of essays and talks that are shared online too. <https://www.tate.org.uk/art> **Choose an artist from the online collection.**

Tate Papers is an online research journal that publishes scholarly articles on British and modern international art, and on museum practice today. These areas reflect the breadth of Tate's collection, exhibition programme and activities. Leading specialists from around the world contribute to Tate Papers, as do researchers working at Tate, and the journal aims to showcase a range of disciplinary approaches to the study of art and museums.

www.tate.org.uk/research/publications/tate-papers

Activist artist **Jenny Holzer's** pasted lithographs on the wall at Tate Modern, a brief explanation:

www.tate.org.uk/art/artists/jenny-holzer-1307/jenny-holzers-inflammatory-essays

The Metropolitan Museum of Art

A brilliant timeline of Art History in essay form!

www.metmuseum.org/toah/essays

SUMMER PROJECT

TASK 2

C: TV & FILM



Gallery curator **Iwona Blazwick profiles** photographer Rotimi Fani-Kayode, whose images of the black male body explored themes of sexuality, diaspora, racism and mortality.

<https://www.bbc.co.uk/programmes/b09v8hkf>

Do you want to be part of an art club? **Grayson Perry** one of Britain's leading artists, wants you to join his. Grayson is on a mission to unleash our collective creativity and unite the nation through art, something started in lockdown has gone from strength to strength. He has made a series of weekly shows that explore the way everyday people have been using art to get through lockdown - you could easily watch the whole series! He also has some great guests each week!

<https://www.channel4.com/press/news/graysons-art-club>



This is just a minute long - **Nicholle Kobi** on importance of black women in art.

French-Congolese artist Nicholle Kobi draws empowering images of black women, the kind she wishes she had seen growing up. In this BBC Africa One Minute story she explains her motivations—

<https://www.bbc.co.uk/news/av/world-africa-45652986/nicholle-kobi-on-importance-of-black-women-in-art>

Sonia Boyce: 'Gathering a history of black women'

The artist conveys political messages focusing on black representation

<https://www.tate.org.uk/art/artists/sonia-boyce-obe-794/gathering-history-black-women>

SUMMER PROJECT

TASK 2

D: TED TALKS & BLOGS



Art TED talks: So many to choose from...

This is interesting, this is all about inspiring awe - Neuroscientist Beau Lotto conducted an ambitious study with Cirque du Soleil on the emotion of awe and its psychological and behavioural benefits. In this talk and live performance, he shares some of their findings and stands back as Cirque du Soleil dancers create their own awe-inducing spectacle.

https://www.ted.com/talks/beau_lotto_and_cirque_du_soleil_how_we_experience_awe_and_why_it_matters

OR

In 1937, in one of the worst civilian casualties of the Spanish Civil War, Fascist forces bombed the village of Guernica in Northern Spain. For **Pablo Picasso**, the tragedy sparked a frenzied period of work in which he produced a massive anti-war mural, titled "Guernica." How can we make sense of this overwhelming image, and what makes it a masterpiece of anti-war art? Iseult Gillespie investigates www.ted.com/talks/iseult_gillespie_why_is_this_painting_so_shocking

Brilliant Blogs:

Something light-hearted - **Brown Paper Bag** <https://www.brwnpaperbag.com/>

Hyper allergic - A great source of breaking news in the art world, as well as exhibition and book reviews <https://hyperallergic.com/>


Scene 360 - Tattoo aficionados will want to check out this site, which often features innovative tattoos among its rotation of art, photography, and design features <https://scene360.com/>

Nowness - Focusing on video as a means of storytelling, Nowness celebrates the extraordinary of every day <https://www.nowness.com/topics>


SUMMER PROJECT
TASK 3
DRAWING



Barbara Walker



Dryden Goodwin



Van Gogh

Hiroe Saeki



Leonardo Da Vinci

What's in your pencil case?

- Pencils
- Rubbers
- Pens
- Charcoal
- Ink
- Felt pens
- Fine Liners

SUMMER PROJECT

TASK 3

DRAWING



Capturing three dimensional form

You will need paper and a range of drawing materials - whatever you have got.

This exercise requires you to resist looking at your drawing while making it.

You will redraw the same subject three, four or five times on the same piece of paper. You will look at the subject from three different viewpoints and superimpose each drawing on top on top of one another. This should be fun!


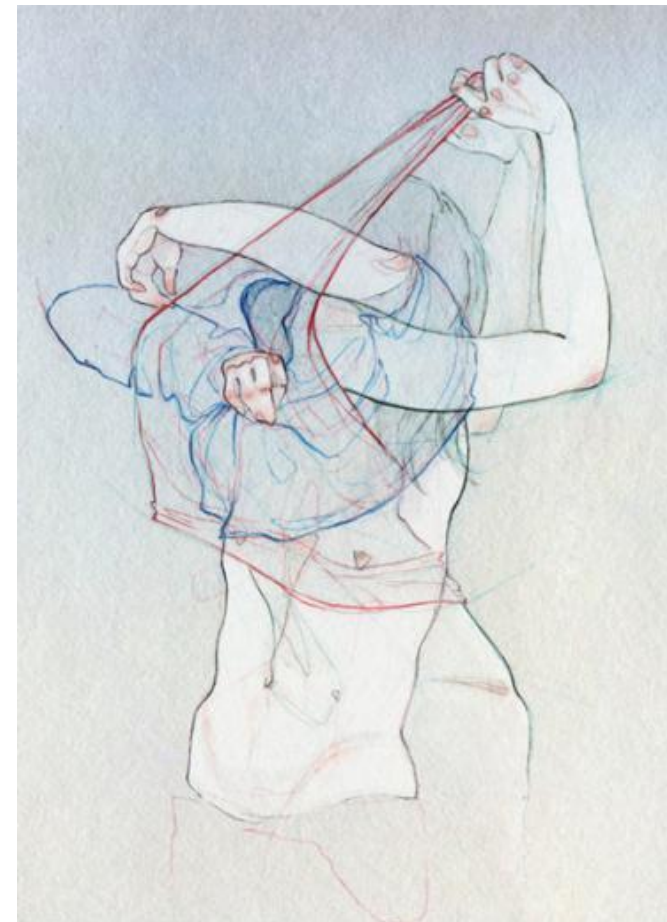
Ask a family member to model for you and seat them in a chari about 2 or 3 metres away from you. Complete a single line drawing without looking at what you are drawing. Spend 15 mins on the first one then change materials. For each new drawing change your pen or pencil, change your point of view but carry on working on the same sheet of paper.

Ask the model to take up to five different poses and to turn 180 degrees from looking left in one pose to looking right in another.

After completing each drawing place your pen or pencil in the same place to start the next one.

If you have enjoyed the life drawing, do more, and complete a sustained portrait of your choice.

SUMMER PROJECT TASK 3 DRAWING




SUMMER PROJECT
TASK 4
PAINTING: THE VIEW OUTSIDE




Monet




Eric Ravillious



Jeanette Barns



Peter Doig



David Hetherington




John Bratby




George Shaw



The Boyle Family



Marcus Cederberg




Carel Weight




David Hockney



Richard Estes



Charles Sheeler




Edward Hopper

SUMMER PROJECT

TASK 4

PAINTING: THE VIEW OUTSIDE



Look carefully at the examples shown in the two previous slides.

Think carefully about how you could interpret 'The View Outside'. Are you inside or out? Upstairs or down? Looking across the street, up the street or across the back of the houses behind you? Some artists celebrate the mundane, the everyday. Others create questions about what we see, ask us to decide for ourselves what is happening or might be happening. Some use narrative and tell a story - what happened before or after the scene we are looking at? Are you at home or in a park?

Are you focussing on view in the foreground?

What can you see in the distance?

Are you looking through an open door or window?

What scale will you be working at?

TASK 1: Mind map possible ideas for a composition.

TASK 2: Create a series of four or five preliminary sketches of possible compositions.

TASK 3: Decide on the strongest composition and start to draw it out, making any adjustments to it as you work to refine it from the first attempt.

TASK 4: Consider how you will paint it then use paint to add atmosphere, colour, form, depth and detail.

Keep a record of all your preparatory work.

Look at the work of any of the artists shown in more depth.

Look at the way they have used and handled the paint.

SUMMER PROJECT
TASK 5
PHOTOGRAPHY OR FILM



SUMMER PROJECT

TASK 5

PHOTOGRAPHY OR FILM



This short task will hopefully give you a real alternative. We are sure that you will use your own photography in some way, shape or form in your artwork over the next two years. Why not link a series of images to make a short film?

Grab a mirror with Studio Formafantasma

Look at things from a new angle with the duo who've designed for Fendi and Hermès.

You will see some great examples to show you how others have approached the task

TASK: Take a mirror, a reasonably small one that you can handle easily. It must feel comfortable. Wander around the space you are in at the moment, using the mirror to frame unexpected details, compositions and gestures.

Never frame your own face.

When you find something unsettling or its opposite - soothing - use other objects to hold the mirror in place and observe what you see for 3 minutes, recording a series of still photographs.

SUMMER PROJECT

TASK 6

SCULPTURE, ASSEMBLAGE & COLLAGE



Joseph Cornell



Look at the work of artist Joseph Cornell

Gather a variety of objects or ephemera that suggest a time, place or emotion of your choice

What can you use to put your objects in?

Cardboard packaging? Newspaper? An old book? An old jam jar?
A small drawer or box? A matchbox? An old fish tank that no one wants!


What can you use to join things together?

Glue? Elastic bands? Pegs? String? Shoelaces? Sellotape? Masking tape?
Garden wire?

SUMMER PROJECT

TASK 6

SCULPTURE, ASSEMBLAGE & COLLAGE



The outcomes you create will be unusual, don't be afraid of the unconventional.

Dada Artist Hannah Hoch

Task: Experiment creating collaged portraits.

Consider strange combinations of scale and colour.

Might you try to make the 'creature' in a background or landscape?

Rosanna Jones

Task: Create images by cutting out figures.

Could you use old photographs that someone has lying around in an old box? Or pictures from a magazine?

SUMMER PROJECT

TASK 6

SCULPTURE, ASSEMBLAGE & COLLAGE



Emma Parker

Task: Make a piece of sculpture from what you find.
Could it represent something? Someone?

Might the objects you combine symbolise someone or a place or a memory of somewhere?

Task: Could you create mini sculptures from found objects? Or make your own tools to draw your collections with?

Photograph your outcomes from above in a similar style to those opposite