







Year 8 Knowledge Organiser: Textiles

KEY EQUIPMENT & MATERIALS

Fabric Shears		Fabric shears are specifically used to cut fabric. The blades must be 15-20cm long to give a smooth cutting motion. Cutting paper with them will make the blades blunt.
Needles		Needles come in various sizes. The right size or type is chosen based on the type of thread you want to use. There is a sharp point at one end and the other has an "eye" that the thread is placed through.
Pins		Dressmakers pins are usually thin, about 2-3cm long, sharp at one end with a "head" at the other. They are used to temporarily hold two or more layers of fabric together when cutting or sewing.
Machine Thread		Sewing machine thread, is used on the sewing machine. It can be made from cotton or polyester. The yarn is dyed into many different colours, so that you can choose a thread that best matches your fabric.
Tailors Chalk		Tailors chalk is used to mark out where you want to sew or cut fabric. It is available in different colours and was traditionally used by tailors.
Bondaweb		Bondaweb is a soft adhesive web attached to transfer paper. Bondaweb is used for bonding two fabrics together quickly & easily.

HEALTH AND SAFETY

1. Always remove your blazer & tie long hair back when completing practical activities
2. Ensure that you hold fabric shears and scissors by the handle, carrying them down by your side
3. Remove your blazer or wear an apron when you are using fabric paint or dye
4. Do not talk when you are using a sewing machine, you must concentrate
5. Do not distract others when they are using sewing machines.
6. Be careful with pins and needles. Make sure they are put away after use and they are not left on tables
7. Do not use an iron without supervision
8. Switch off equipment when you have finished.
9. Be respectful of all resources and equipment
10. Be tidy and put everything back in the correct place when you have finished.

KEY WORDS

- **Analysis:** Examine something in detail, in order to explain and interpret it.
- **Appliqué:** One shape of fabric is sewn on top of another piece of fabric, it can be attached using hand embroidery or by using the sewing machine.
- **Bondaweb:** Is an adhesive web that is used to secure fabric for applique. The bondaweb ironed to the applique fabric, cut to shape and then ironed to the base fabric. This ensures that pins do not need to be used when sewing the applique with the sewing machine. It also helps to stop fabric from fraying.
- **Design Brief:** A design brief is the statement a client gives to a designer outlining what they want their product to be like, eg 'Design an environmentally friendly bag, using a nautical theme'
- **Hand Embroidery:** A thread and needle are used to sew shapes and patterns onto fabric by hand
- **Evaluate:** Assessing the strengths and weaknesses of something.
- **Fabric Painting:** Fabric paint is used to paint directly onto fabric. When dry it needs to be heat set with an iron so it does not come off.
- **Seam:** A line where two pieces are sewn together.
- **Seam Allowance:** Is the area between stitching and the raw cut edge of the fabric. It allows a seam to be made and the standard measurement is 1.5cm.
- **Stenciling:** a technique for reproducing designs by passing fabric ink over holes cut in cardboard onto the surface to be decorated.

Websites / Blogs /Online Magazines to browse:

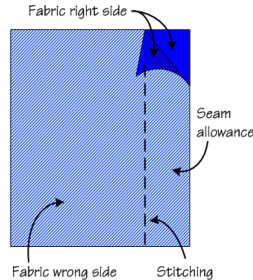
- Tate.org.uk/art
- Vogue
- Artreview.com
- Design Museum
- Wired
- Wallpaper
- Blueprint
- craftscouncil.org.uk
- artmonthly.co.uk
- elephant.art
- Pinterest

Galleries & Museums to Visit:

- Tate Modern
- Tate Britain
- The Design Museum
- The Fashion and Textiles Museum
- The British Museum
- The Victoria & Albert Museum

EDO MORALES

Edo Morales (Eduardo Morales) is an artist based in Santiago, Chile. He uses textiles and mixed media to create his portraits, including photography. His textile self portrait collection was made in 2011 – 2012. Amongst his portraits he has creatively represented celebrities such as the artist Frida Kahlo and British pop icon David Bowie. Morales' works can be described as abstract, bright, vibrant and detailed. He uses a variety of applied fabric, embroidery and printing to create texture in his works.



SEAMS

A seam is made when two pieces of fabric are sewn together. The most common type is a plain seam. There are many different types of seams. The one you use depends on the fabric type and the product you are marking.

