





Year 9 Curriculum Content: Textiles


ASSESSMENT OBJECTIVES

| | |
|--|--|
|  | Develop ideas through investigations, showing critical understanding of artist's work. |
|  | Selecting and experimenting with appropriate media, materials, techniques and processes. |
|  | Record ideas, observations and insights relevant to intentions as work progresses. |
|  | Present a personal and meaningful response that demonstrates understanding of visual language. |

KEY WORDS

| | |
|-------------------------|---|
| Revolution | A change in the way a country is governed, usually to a different political system and often using violence or war: Or a very important change in the way that people do things. |
| Hippy | The Hippy movement is a subculture of the 1960's and 1970's. Hippies advocated nonviolence and love, a popular phrase being "Make love, not war," for which they were sometimes called "flower children." |
| Bucket hat | A hat with a narrow, downward-sloping brim. Variations of which include the fisherman's hat or session hat). |
| Resist Technique | A method of dyeing textiles using resist techniques. Methods are used to resist or prevent the dye from reaching all of the fabric, this could include wax, a paste or stitching/tying fabric with string/thread. |
| Tie-Dye | A decorative technique where patterns are produced by tying parts of fabric with thread/string to shield it from the dye. |
| Batik | A decorative technique where wax is used to resist dye/ink reaching parts of the fabric. |
| Seam | A seam is made when two pieces of fabric are sewn together, usually with a 1.5cm seam allowance. There are many variations of seams, dependent on the fabric or garment being made. |

DECORATIVE TECHNIQUES



Apply the wax to the fabric in a pattern/design of your choice using a brush or tjanting tool. Be careful as the wax will be hot. The wax needs to be applied quickly, and should soak into the fabric. It should not be too thick. When applied, batik dye can be added to colour the fabric. When the dye has dried the fabric can be ironed to remove the wax.

Tie fabric with string or elastic bands, make sure they are tight in order to resist the dye. Soak in dye. Remove the ties to reveal the pattern.

PARTS OF THE SEWING MACHINE

