


# Year 10 Curriculum Content: Photography




## KEY VOCABULARY

<b>Focal point</b>	The part of a photograph which is in focus and draws they eye in
<b>Auto Focus</b>	Button on the camera lens, this automatically focuses the lens when shooting
<b>Manual focus</b>	Button on the camera lens, this allows you to turn the lens to focus on different aspects of the frame
<b>Natural lighting</b>	Sunlight, no use of staged light
<b>Artificial lighting</b>	Electric lights, lamps, man made light
<b>Composition</b>	How a photographer arranges visual elements within their frame
<b>Rule of thirds</b>	Compositional rule where the focal point is situated to one side of the image [two thirds either way]
<b>Filling the frame</b>	Compositional rule where there is no background – the focus of the image fills the entire frame
<b>Leading lines</b>	Compositional rule where lines such as staircases, fences or hallways lead the viewers eye to the subject/ focal point
<b>Framing</b>	Compositional rule where objects such as mirrors, fences or trees frame the subject of the image



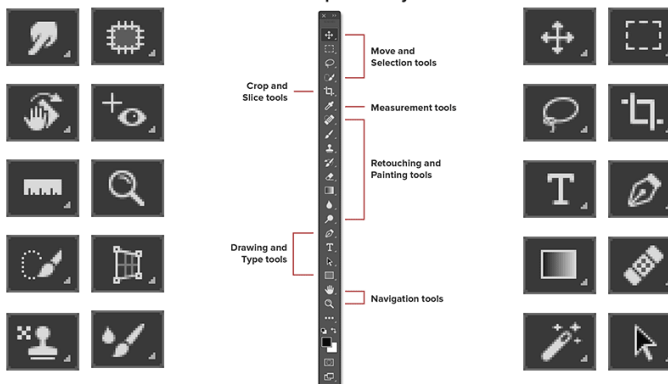
## ARTISTS REFERENCES (NATURAL FORMS)



## DAN FONTANELLI

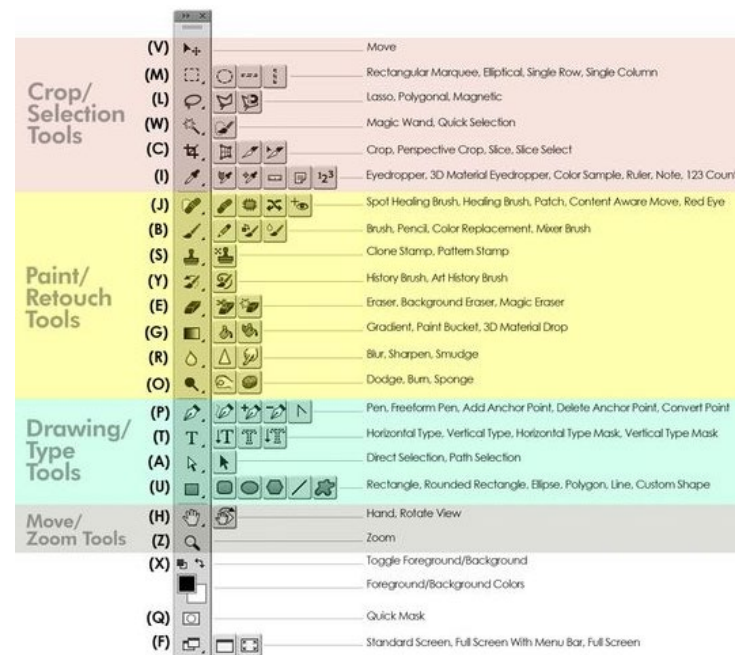
- Dan Fontanelli is the owner of Camera Darkroom, a darkroom & studio in London
- Fontanelli shoots using analogue film and develops his images in the dark room by hand in his own studio
- He experiments with his images by chopping, adding coloured gels, taping and different ways of manipulating the images
- The key themes in his work are natural forms, people and places
- He takes his photographs in and around London

## Photoshop Tools Layout



# Photoshop Tools Cheat Sheet

A small rectangle to the right of each tool signifies more tools in that set. Press & hold down to reveal additional tools. Press the shift key plus the shortcut key (in parenthesis) to toggle between the different tools that share the same keyboard shortcut.



## ASSESSMENT OBJECTIVES

<b>A01</b>	Develop ideas through investigations, showing critical understanding of artist's work.
<b>A02</b>	Selecting and experimenting with appropriate media, materials, techniques and processes.
<b>A03</b>	Record ideas, observations and insights relevant to intentions as work progresses.
<b>A04</b>	Present a personal and meaningful response that demonstrates understanding of visual language.